



ACO Product catalogue

ACO Separators

Petrol / Grease Separators





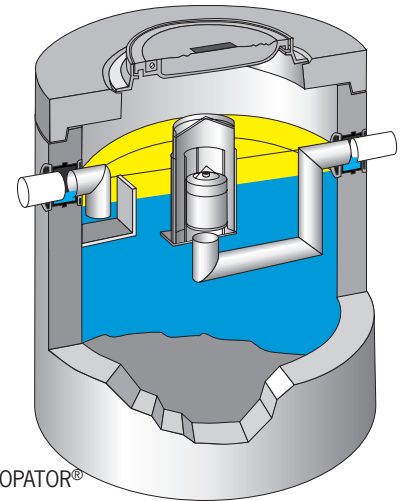
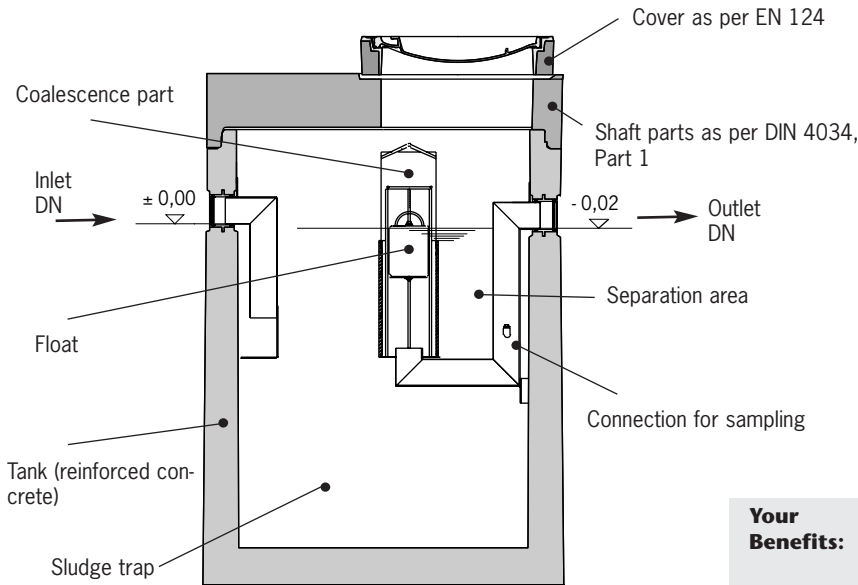
Separators of reinforced concrete for ground installation

Content

	Page
Light-Liquids Separators	
OLEOPATOR® -B/-K	3
Class II/Class I Principle illustration / nominal data NS 3 – 100 with sludge trap 300 – 6000 litres	
OLEOMAX	34
Class II/Class I	
OLEOPASS®	40
Class II/Class I Principle illustration / nominal data NS 6 - 20 with sludge trap 300 - 5000 litres	
OLEOPATOR WITH EXTERNAL BYPASS	48
Bypass and collecting units	
LAMELLA SEPARATOR	49
Class II	
Grease Separators	
LIPUMAX	50
Principle illustration / nominal data NS 1 - 25 with sludge trap 100 - 3000 lit	
Sludge Traps	64
SF 650 – 10 000 Liter	
Separator Accessories	65
System Solutions	68
Parallel units - Light-Liquids separators	

Register

OLEOPATOR®-B/-K



Your Benefits:

- Better Price
- High storage capacity of light mineral liquids
- Easy access for maintenance, cleaning and waste disposal

Article description for petrol separators

OLEOPATOR®- B
 Nominal sizes: from 3 to 100
 as per EN 858 / DIN 1999-100
 made of reinforced concrete as per DIN 4281 secured against buoyant lift in monolithic design with standard inner coating with automatic seal
 max. storage capacity of light mineral liquids approx. (litres)
 total waste water capacity approx. (litres)
 connections DN as per DIN 19522 (SML - pipe only DN 100/150),
 DIN 19534 and 19537

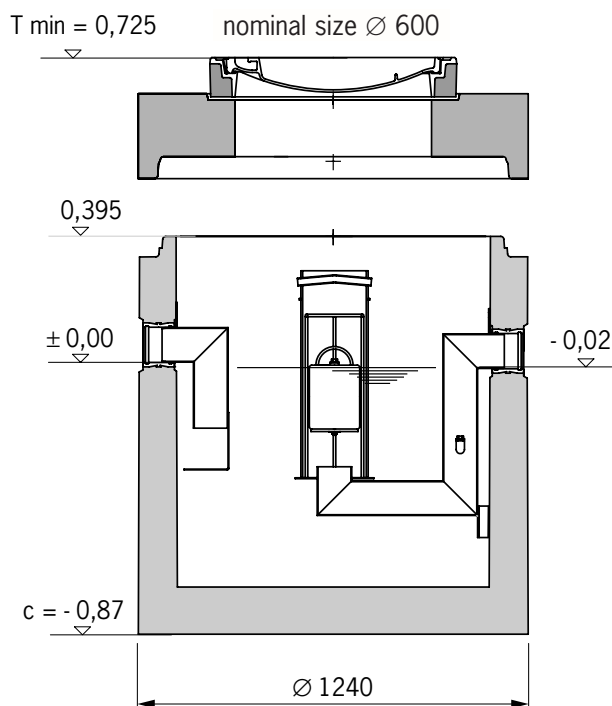
Article description for Coalescence separators

OLEOPATOR®- K
 Nominal sizes: from 3 to 50
 as per EN 858 / DIN 1999-100
 made of reinforced concrete as per DIN 4281 secured against buoyant lift in monolithic design with standard inner coating with pre-installed sampling connection.
 Coalescence insert removable for cleaning purposes without separator, function as per EN 858, with automatic seal.
 max. storage capacity of light mineral liquids approx. (litres)
 total waste water capacity approx. (litres)
 connections DN as per DIN 19522 (SML - pipe only DN 100/150),
 DIN 19534 and 19537

Nominal size NS	Sludge trap (Litres)	Pipe connection DN	Total capacity (approx. litres)	Storage capacity of light mineral liquids (approx. litres)
3	300	100	700	160
3	650	100	934	160
3	900	100	1544	460
6	600	150	915	160
6	1200	150	1516	230
6-10	-	150	530	185
6-10	1000	150	1515	273
6-10	2000	150	2660	560
6-10	2500	150	3234	560
6-10	5000	150	6481	1140
15	-	200	3440	460
15	1500	200	2403	460
15	3000	200	4686	950
15-20	5000	200	6956	1160
20	-	200	3440	590
20	2000	200	3190	590
20	4000	200	5607	1160
20	6000	200	7717	1160
30	-	250	3325	634
30	3000	250	5511	1510
30	5000	250	7622	1510
30	6000	250	8420	1510
40	-	300	3763	1350
40	4000	300	6918	1350
40	5000	300	7926	1350
50	-	300	3763	1350
50	5000	300	7926	1350
65	-	300	4600	1674
80	-	400	6040	2150
100	-	400	7665	2100

OLEOPATOR® B/-K
NS 3 SF 300

Adjustable version



Nominal size	NS 3							
Sludge trap (litres)	300							
Manhole cover size	600							
Pipe connection / Outer - Ø	DN 100 / Ø 110							
Heaviest single comp. (kgs)	ca. 1630							
Total weight (kgs)	ca. 2300							
LGA Test Nr.	0120239-02				0120239-01			
Class II / Class I	Class II				Class I			
Inbuild parts (Stainl./Plast.)	Stainless		Plastic		Stainless		Plastic	
Load class	B125	D400	B125	D400	B125	D400	B125	D400
Adjust. version Order Nr.	740 200	740 400	740 201	740 401	740 300	740 500	740 301	740 501
T min. (mm)	725	725	725	725	725	725	725	725
T max. (mm)	5395	5395	5395	5395	5395	5395	5395	5395

T min. – min. installation depth

T max. – max. admissible installation depth

(measured from upper edge of ground to bottom of inlet pipe)

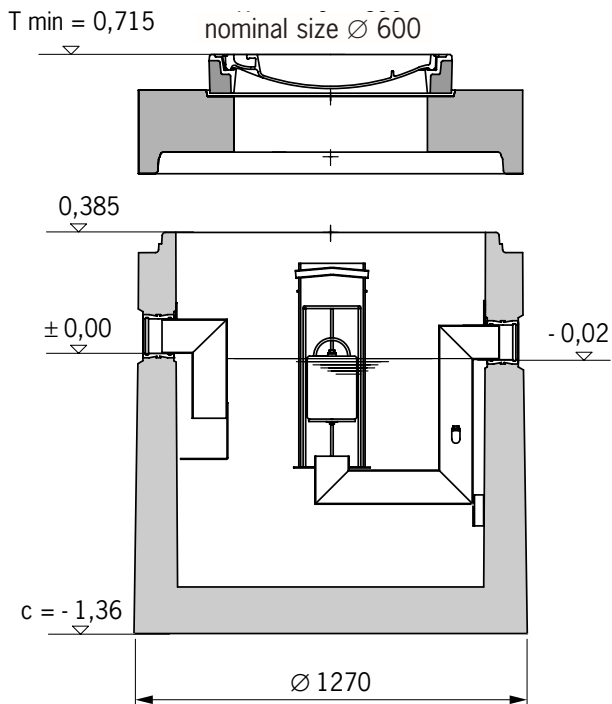
Installation depth T is calculated inclusive each claw 10 mm.

Alternative support rings and other accessories see page 65-66.

OLEOPATOR®-B/-K

NS 3 SF 650

Adjustable version



Nominal size	NS 3							
Sludge trap (litres)	650							
Manhole cover size	600							
Pipe connection / Outer - Ø	DN 100 / Ø 110							
Heaviest single comp. (kgs)	ca. 2250							
Total weight (kgs)	ca. 2950							
LGA Test Nr.	0120239 - 02				0120239 - 01			
Class II / Clas I	Class II				Class I			
Inbuild parts (Stainl./Plast.)	Stainless		Plastic		Stainless		Plastic	
Load class	B125	D400	B125	D400	B125	D400	B125	D400
Adjust. version Order Nr.	740 228	740 428	740 229	740 429	740 328	740 528	740 329	740 529
T min. (mm)	715	715	715	715	715	715	715	715
T max. (mm)	5385	5385	5385	5385	5385	5385	5385	5385

T min. – min. installation depth

T max. – max. admissible installation depth

(measured from upper edge of ground to bottom of inlet pipe)

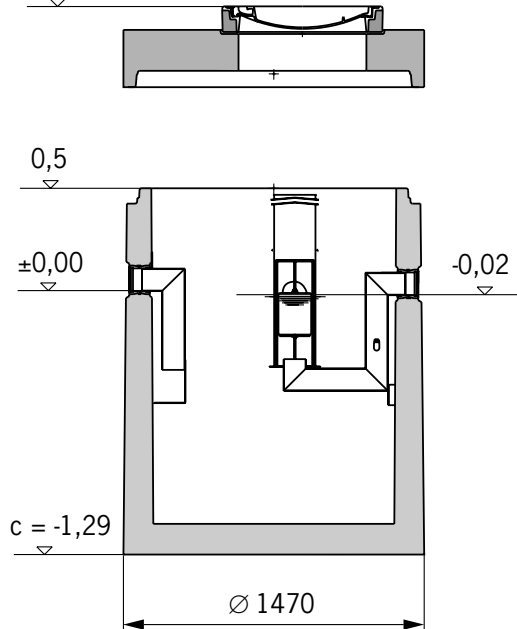
Installation depth T is calculated inclusive each claw 10 mm.

Alternative support rings and other accesories see page 65-66.

**OLEOPATOR® B/-K
NS 3 SF 900**

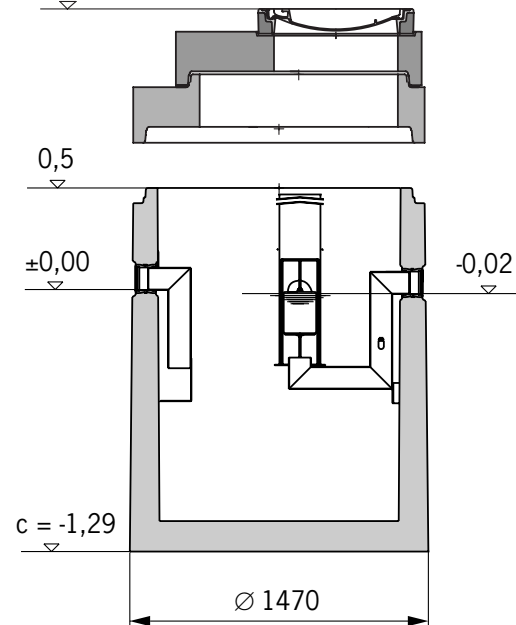
Standard version

T min = 0,830 nominal size Ø 600



Adjustable version

T min = 1,110 nominal size Ø 600



Nominal size	NS 3							
Sludge trap (litres)	900							
Manhole cover size	600							
Pipe connection / Outer - Ø	DN 100 / Ø 110							
Heaviest single comp. (kgs)	ca. 2960							
Total weight Stand./Adjust. (kgs)	ca. 4000/4480							
LGA Test Nr.	4960312-04				4960312-03			
Class II / Clas I	Class II				Class I			
Inbuild parts (Stainl./Plast.)	Stainless		Plastic		Stainless		Plastic	
Load class	B125	D400	B125	D400	B125	D400	B125	D400
Standard version Order Nr.	740 204	740 404	740 205	740 405	740 304	740 504	740 305	740 505
T min. Standard version (mm)	830	830	830	830	830	830	830	830
T max. Standard version (mm)	1070	1070	1070	1070	1070	1070	1070	1070
Adjust. version Order Nr.	743 204	743 404	743 205	743 405	743 304	743 504	743 305	743 505
T min. Adjustable version. (mm)	1110	1110	1110	1110	1110	1110	1110	1110
T max. Adjustable version. (mm)	5500	5500	5500	5500	5500	5500	5500	5500

T min. – min. installation depth

T max. – max. admissible installation depth

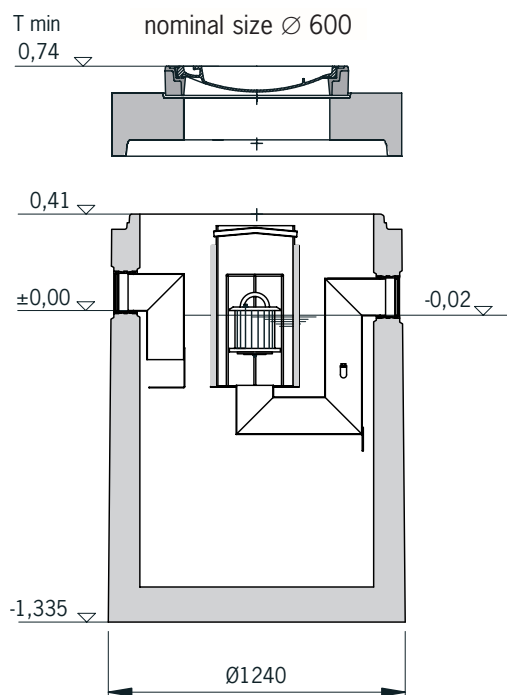
(measured from upper edge of ground to bottom of inlet pipe)

Installation depth T is calculated inclusive each claw 10 mm.

Alternative support rings and other accessories see page 65-66.

OLEOPATOR®-B/-K
NS 6 SF 600

Adjustable version



Nominal size	NS 6							
Sludge trap (litres)	600							
Manhole cover size	600							
Pipe connection / Outer - Ø	DN 150 / Ø 160							
Heaviest single comp. (kgs)	ca. 2300							
Total weight (kgs)	ca. 2950							
LGA Test Nr.	BMW 0320228-02				BMW 0320228-01			
Class II / Class I	Class II				Class I			
Inbuild parts (Stainl./Plast.)	Stainless		Plastic		Stainless		Plastic	
Load class	B125	D400	B125	D400	B125	D400	B125	D400
Adjust. version Order Nr.	740286	740486	740287	740487	740386	740586	740387	740587
T min. Standard version (mm)	740	740	740	740	740	740	740	740
T max. Standard version (mm)	5410	5410	5410	5410	5410	5410	5410	5410

T min. – min. installation depth

T max. – max. admissible installation depth

(measured from upper edge of ground to bottom of inlet pipe)

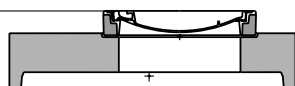
Installation depth T is calculated inclusive each claw 10 mm.

Alternative support rings and other accessories see page 65-66.

OLEOPATOR®-B/-K
NS 6 SF 1200

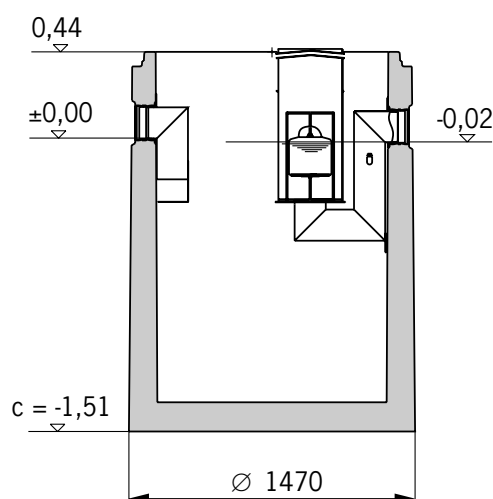
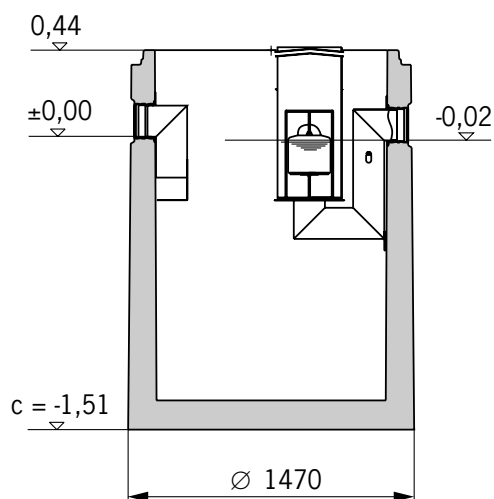
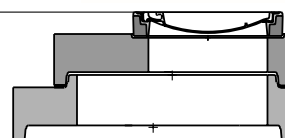
Standard version

T min = 0,770 nominal size Ø 600



Adjustable version

T min = 1,050 nominal size Ø 600



Nominal size	NS 6							
Sludge trap (litres)	1200							
Manhole cover size	600							
Pipe connection / Outer - Ø	DN 150 / Ø 160							
Heaviest single comp. (kgs)	ca. 3180							
Total weight Stand./Adjust. (kgs)	ca. 4230/4680							
LGA Test Nr.	0020247-02				0020247-03			
Class II / Clas I	Class II				Class I			
Inbuild parts (Stainl./Plast.)	Stainless		Plastic		Stainless		Plastic	
Load class	B125	D400	B125	D400	B125	D400	B125	D400
Standard version Order Nr.	740 206	740 406	740 207	740 407	740 306	740 506	740 307	740 507
T min. Standard version (mm)	770	770	770	770	770	770	770	770
T max. Standard version (mm)	1010	1010	1010	1010	1010	1010	1010	1010
Adjust. version Order Nr.	743 206	743 406	743 207	743 407	743 306	743 506	743 307	743 507
T min. Adjustable version. (mm)	1050	1050	1050	1050	1050	1050	1050	1050
T max. Adjustable version. (mm)	5440	5440	5440	5440	5440	5440	5440	5440

T min. – min. installation depth

T max. – max. admissible instalation depth

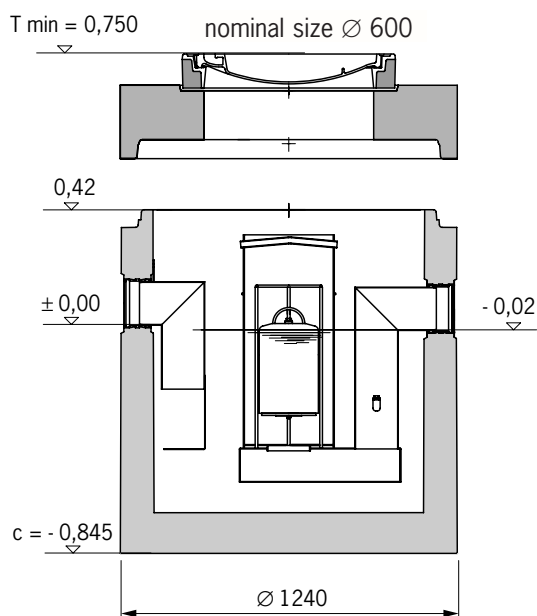
(measured from upper edge of ground to bottom of inlet pipe)

Installation depth T is calculated inclusive each claw 10 mm.

Alternative support rings and other accesories see page 65-66.

**OLEOPATOR® B/-K
NS 6-10**

Adjustable version



Nominal size	NS 6-10							
Sludge trap (litres)	-							
Manhole cover size	600							
Pipe connection / Outer - Ø	DN 150 / Ø 160							
Heaviest single comp. (kgs)	ca. 1630							
Total weight (kgs)	ca. 2310							
LGA Test Nr.	5351216-20				5351216-19			
Class II / Class I	Class II				Class I			
Inbuild parts (Stainl./Plast.)	Stainless		Plastic		Stainless		Plastic	
Load class	B125	D400	B125	D400	B125	D400	B125	D400
Adjust. version Order Nr.	740 262	740 462	740 263	740 463	740 362	740 562	740 363	740 563
T min. (mm)	750	750	750	750	750	750	750	750
T max. (mm)	5420	5420	5420	5420	5420	5420	5420	5420

T min. – min. installation depth

T max. – max. admissible installation depth

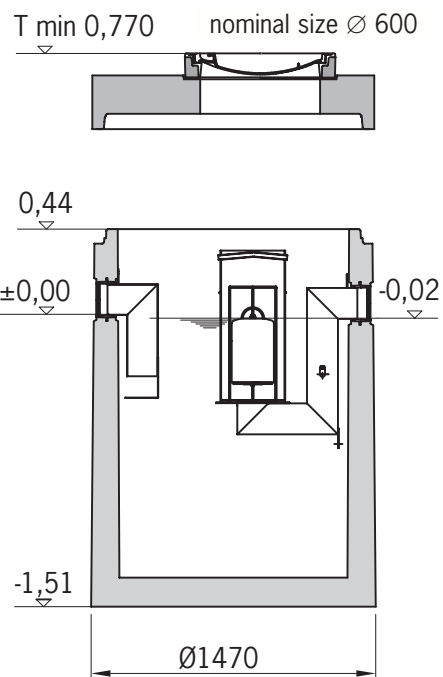
(measured from upper edge of ground to bottom of inlet pipe)

Installation depth T is calculated inclusive each claw 10 mm.

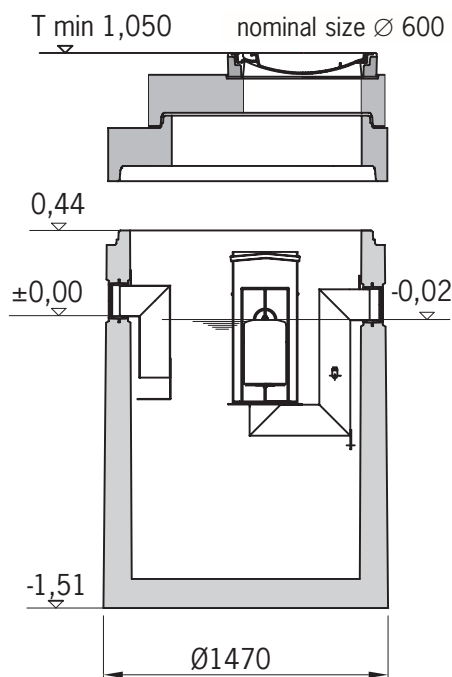
Alternative support rings and other accessories see page 65-66.

**OLEOPATOR® B/-K
NS 6-10 SF 1000**

Standard version



Adjustable version



Nominal size	NS 6-10							
Sludge trap (litres)	1000							
Manhole cover size	600							
Pipe connection / Outer - Ø	DN 150 / Ø 160							
Heaviest single comp. (kgs)	ca. 3200							
Total weight (kgs)	ca. 4300							
LGA Test Nr.	5351216-22				5351216-21			
Class II / Clas I	Class II				Class I			
Inbuild parts (Stainl./Plast.)	Stainless		Plastic		Stainless		Plastic	
Load class	B125	D400	B125	D400	B125	D400	B125	D400
Standard version Order Nr.	746 250	746 450	746 251	746 451	746 350	746 550	746 351	746 551
T min. Standard version (mm)	770	770	770	770	770	770	770	770
T max. Standard version (mm)	1010	1010	1010	1010	1010	1010	1010	1010
Adjust. version Order Nr.	746 650	746 850	746 651	746 851	746 750	746 950	746 751	746 951
T min. Adjustable version. (mm)	1050	1050	1050	1050	1050	1050	1050	1050
T max. Adjustable version. (mm)	5440	5440	5440	5440	5440	5440	5440	5440

T min. – min. installation depth

T max. – max. admissible instalation depth

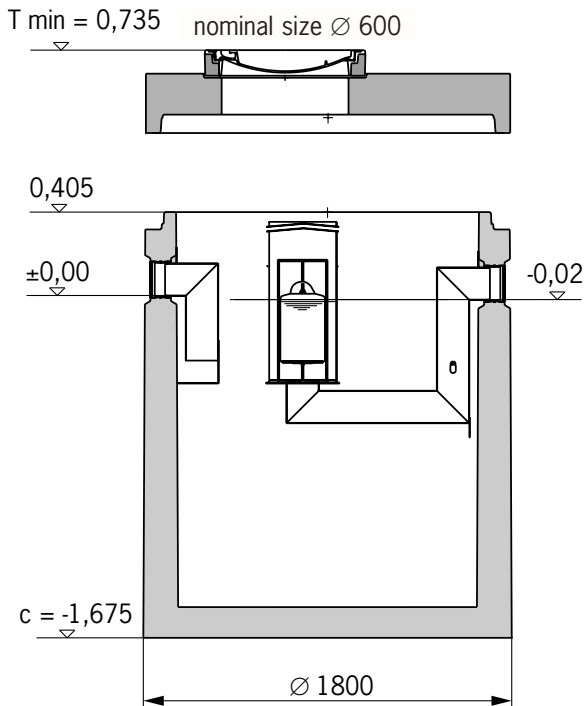
(measured from upper edge of ground to bottom of inlet pipe)

Installation depth T is calculated inclusive each claw 10 mm.

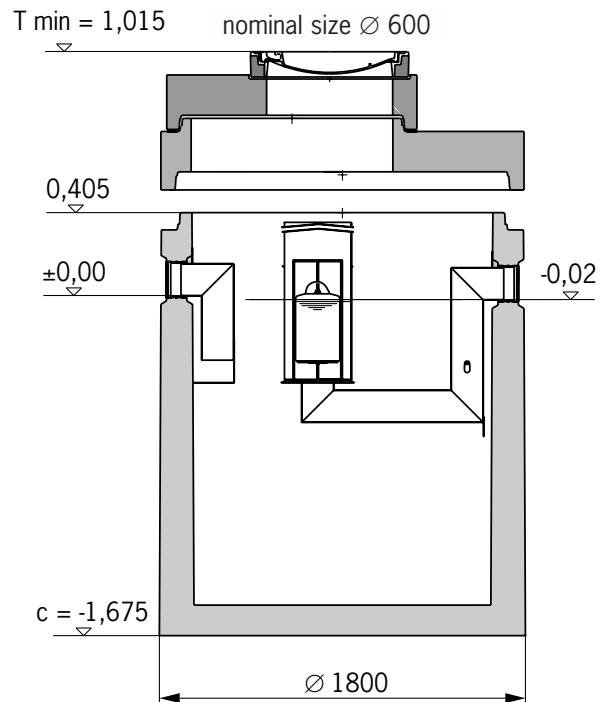
Alternative support rings and other accesories see page 65-66.

OLEOPATOR®-B/-K
NS 6-10 SF 2000

Standard version



Adjustable version



Nominal size	NS 6-10							
Sludge trap (litres)	2000							
Manhole cover size	600							
Pipe connection / Outer - Ø	DN 150 / Ø 160							
Heaviest single comp. (kgs)	ca. 4700							
Total weight Stand./Adjust. (kgs)	ca. 6000/6850							
LGA Test Nr.	0020339-04				0020339-03			
Class II / Clas I	Class II				Class I			
Inbuild parts (Stainl./Plast.)	Stainless		Plastic		Stainless		Plastic	
Load class	B125	D400	B125	D400	B125	D400	B125	D400
Standard version Order Nr.	740 208	740 408	740 209	740 409	740 308	740 508	740 309	740 509
T min. Standard version (mm)	735	735	735	735	735	735	735	735
T max. Standard version (mm)	975	975	975	975	975	975	975	975
Standard version Order Nr.	743 208	743 408	743 209	743 409	743 308	743 508	743 309	743 509
T min. Adjustable version. (mm)	1015	1015	1015	1015	1015	1015	1015	1015
T max. Adjustable version. (mm)	5405	5405	5405	5405	5405	5405	5405	5405

T min. – min. installation depth

T max. – max. admissible instalation depth

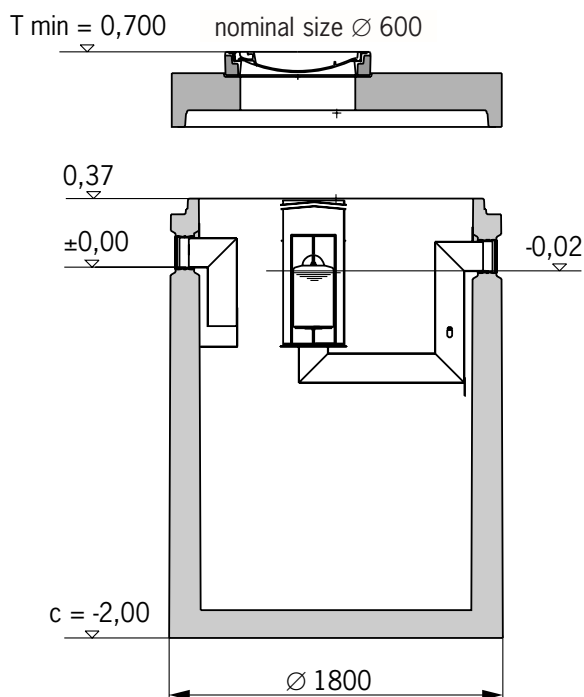
(meassured from upper edge of ground to bottom of inlet pipe)

Instalation depth T is calculated inclusive each claw 10 mm.

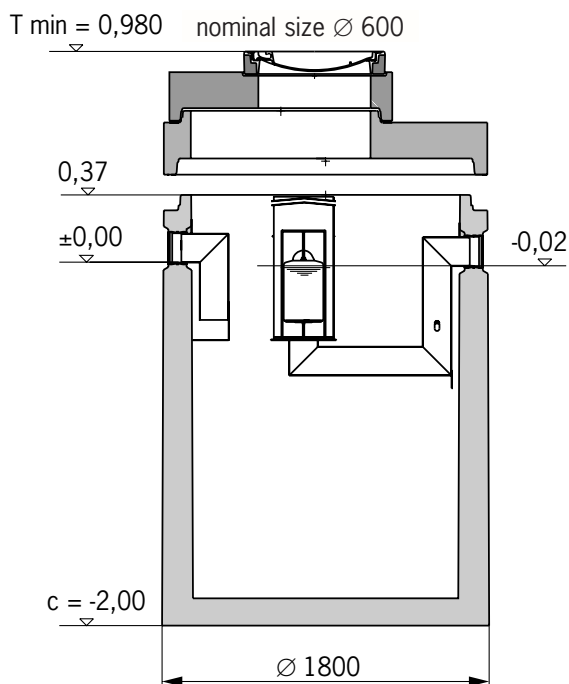
Alternative support rings and other accesories see page 65-66.

OLEOPATOR® B/-K
NS 6-10 SF 2500

Standard version



Adjustable version



Nominal size	NS 6-10							
Sludge trap (litres)	2500							
Manhole cover size	600							
Pipe connection / Outer - Ø	DN 150 / Ø 160							
Heaviest single comp. (kgs)	ca. 5280							
Total weight Stand./Adjust. (kgs)	ca. 6570/7100							
LGA Test Nr.	0020339-04				0020339-03			
Class II / Clas I	Class II				Class I			
Inbuild parts (Stainl./Plast.)	Stainless		Plastic		Stainless		Plastic	
Load class	B125	D400	B125	D400	B125	D400	B125	D400
Standard version Order Nr.	740 210	740 410	740 211	740 411	740 310	740 510	740 311	740 511
T min. Standard version (mm)	700	700	700	700	700	700	700	700
T max. Standard version (mm)	940	940	940	940	940	940	940	940
Adjust. version Order Nr.	743 210	743 410	743 211	743 411	743 310	743 510	743 311	743 511
T min. Adjustable version. (mm)	980	980	980	980	980	980	980	980
T max. Adjustable version. (mm)	5370	5370	5370	5370	5370	5370	5370	5370

T min. – min. installation depth

T max. – max. admissible instalation depth

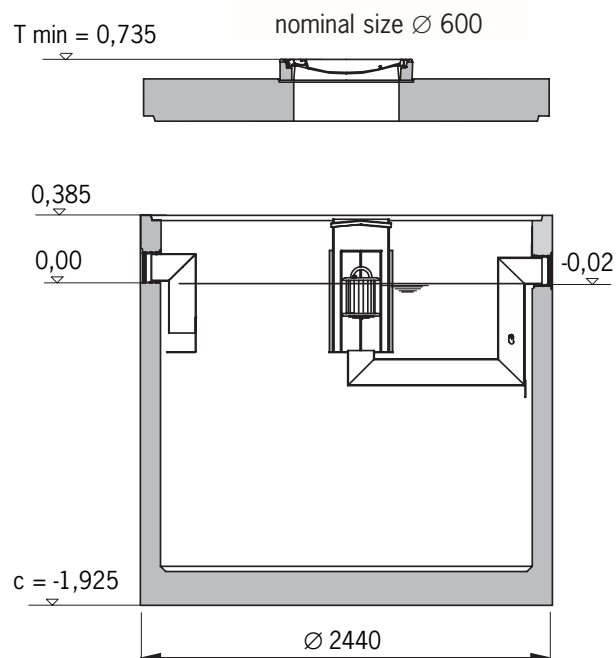
(measured from upper edge of ground to bottom of inlet pipe)

Installation depth T is calculated inclusive each claw 10 mm.

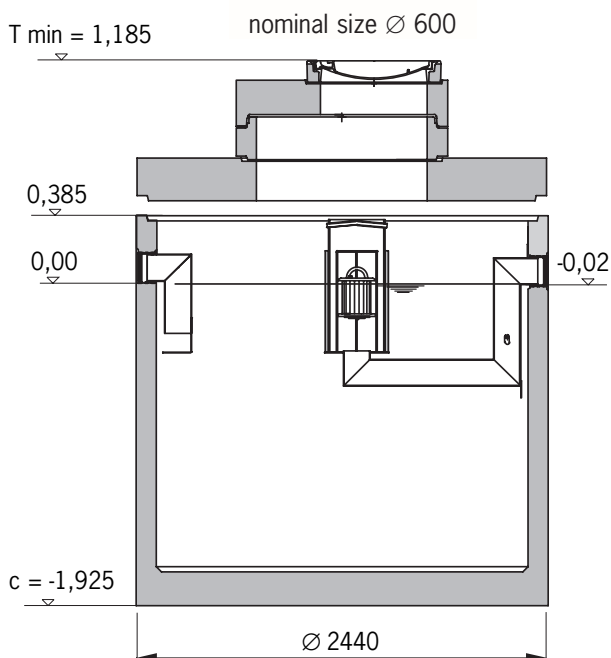
Alternative support rings and other accessories see page 65-66.

OLEOPATOR® -B/-K
NS 6-10 SF 5000

Standard version



Adjustable version



Nominal size	NS 6-10							
Sludge trap (litres)	5000							
Manhole cover size	600							
Pipe connection / Outer - Ø	DN 150 / Ø 160							
Heaviest single comp. (kgs)	ca. 7950							
Total weight Stand./Adjust. (kgs)	ca. 9400/9850							
LGA Test Nr.	5351216-24				5351216-23			
Class II / Class I	Class II				Class I			
Inbuild parts (Stainl./Plast.)	Stainless		Plastic		Stainless		Plastic	
Load class	B125	D400	B125	D400	B125	D400	B125	D400
Standard version Order Nr.	746 216	746 416	746 217	746 417	746 316	746 516	746 317	746 517
T min. Standard version (mm)	735	735	735	735	735	735	735	735
T max. Standard version (mm)	975	975	975	975	975	975	975	975
Adjust. version Order Nr.	746 616	746 816	746 617	746 817	746 716	746 916	746 717	746 917
T min. Adjustable version. (mm)	1185	1185	1185	1185	1185	1185	1185	1185
T max. Adjustable version. (mm)	5385	5385	5385	5385	5385	5385	5385	5385

T min. – min. installation depth

T max. – max. admissible installation depth

(measured from upper edge of ground to bottom of inlet pipe)

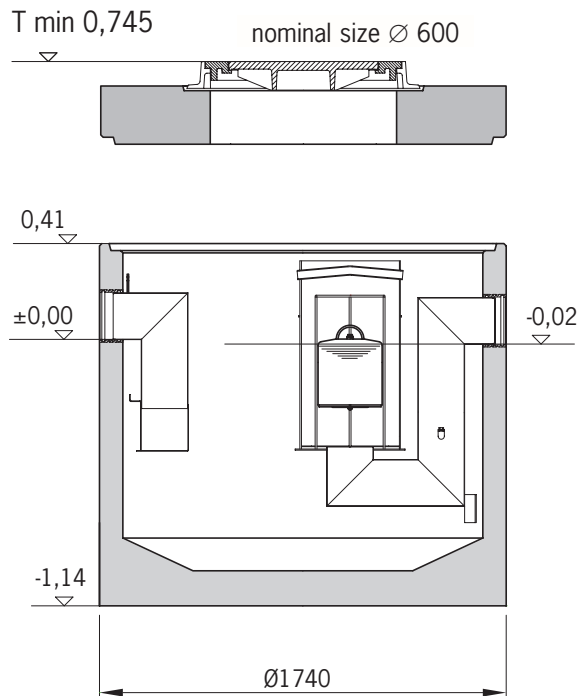
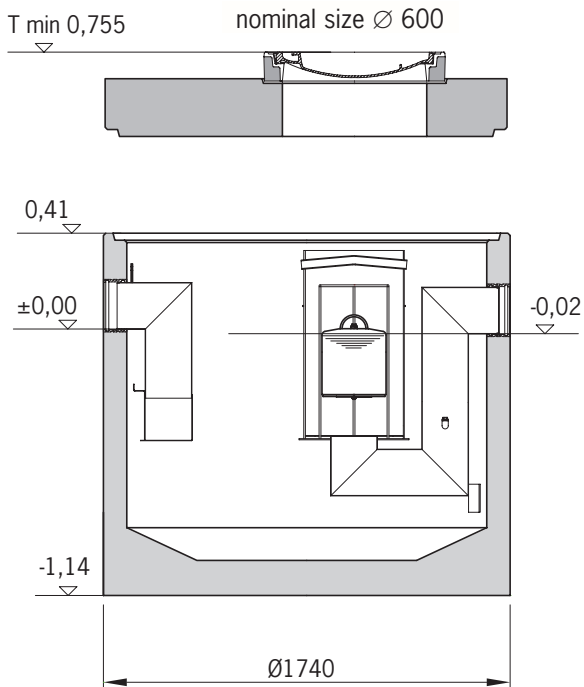
Installation depth T is calculated inclusive each claw 10 mm.

Alternative support rings and other accessories see page 65-66.

**OLEOPATOR®-B/-K
NS 15**

Standard version

Adjustable version



Nominal size	NS 15							
Sludge trap (litres)	-							
Manhole cover size	600							
Pipe connection / Outer - Ø	DN 200 / Ø 200							
Heaviest single comp. (kgs)	ca. 4100							
Total weight (kgs)	ca. 5400							
LGA Test Nr.	4980317-14A				4980317-13A			
Class II / Clas I	Class II				Class I			
Inbuild parts (Stainl./Plast.)	Stainless		Plastic		Stainless		Plastic	
Load class	B125	D400	B125	D400	B125	D400	B125	D400
Standard version Order Nr.	746256	746456	746257	746457	746356	746556	746357	746557
T min. Standard version (mm)	755	755	755	755	755	755	755	755
T max. Standard version (mm)	995	995	995	995	995	995	995	995
Adjust. version Order Nr.	746656	746856	746657	746857	746756	746956	746757	746957
T min. Adjustable version. (mm)	745	745	745	745	745	745	745	745
T max. Adjustable version. (mm)	3410	3410	3410	3410	3410	3410	3410	3410

T min. – min. installation depth

T max. – max. admissible instalation depth

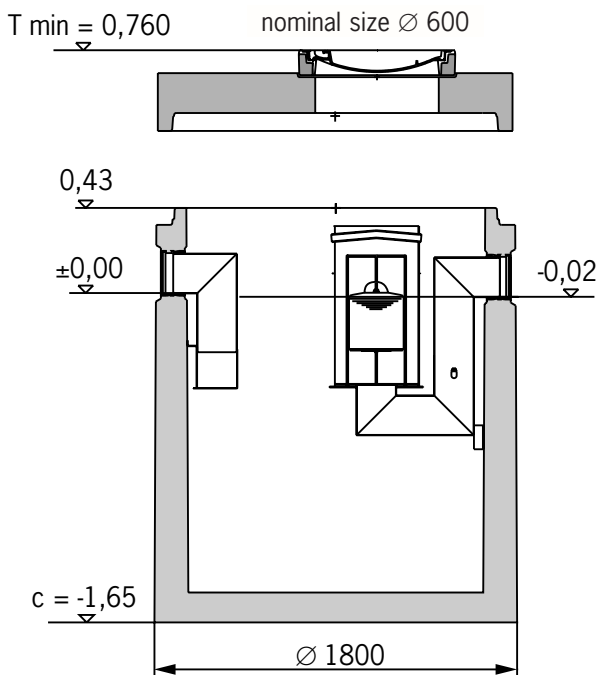
(meassured from upper edge of ground to bottom of inlet pipe)

Instalation depth T is calculated inclusive each claw 10 mm.

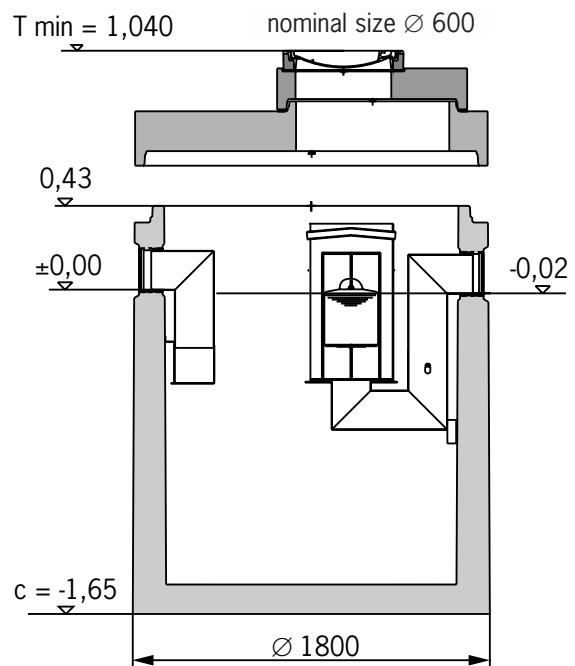
Alternative support rings and other accesories see page 65-66.

**OLEOPATOR® -B/-K
NS 15 SF 1500**

Standard version



Adjustable version



Nominal size	NS 15							
Sludge trap (litres)	1500							
Manhole cover size	600							
Pipe connection / Outer - Ø	DN 200 / Ø 200							
Heaviest single comp. (kgs)	ca. 4810							
Total weight Stand./Adjust. (kgs)	ca. 6110/6600							
LGA Test Nr.	4980317-14A				4980317-13A			
Class II / Clas I	Class II				Class I			
Inbuild parts (Stainl./Plast.)	Stainless		Plastic		Stainless		Plastic	
Load class	B125	D400	B125	D400	B125	D400	B125	D400
Standard version Order Nr.	740 222	740 422	740 223	740 423	740 322	740 522	740 323	740 523
T min. Standard version (mm)	760	760	760	760	760	760	760	760
T max. Standard version (mm)	1000	1000	1000	1000	1000	1000	1000	1000
Adjust. version Order Nr.	743 222	743 422	743 223	743 423	743 322	743 522	743 323	743 523
T min. Adjustable version. (mm)	1040	1040	1040	1040	1040	1040	1040	1040
T max. Adjustable version. (mm)	5430	5430	5430	5430	5430	5430	5430	5430

T min. – min. installation depth

T max. – max. admissible instalation depth

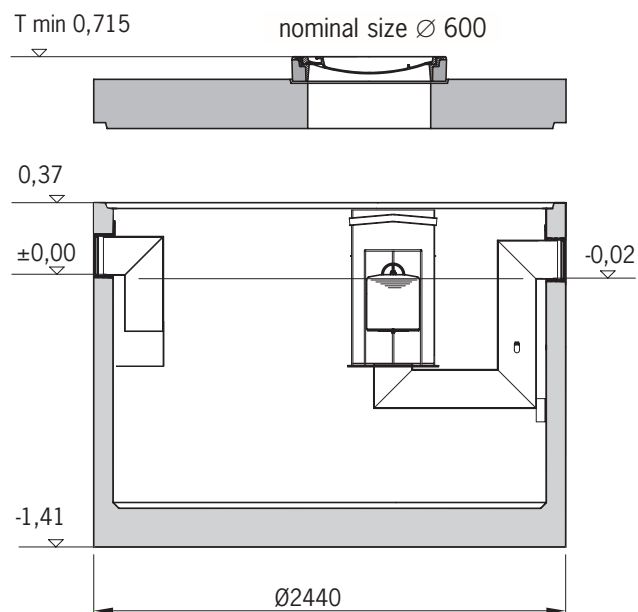
(meassured from upper edge of ground to bottom of inlet pipe)

Instalation depth T is calculated inclusive each claw 10 mm.

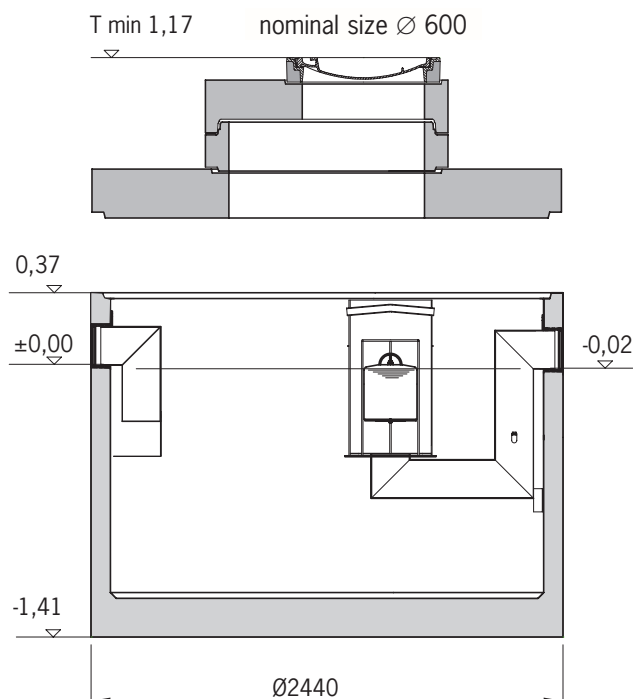
Alternative support rings and other accesories see page 65-66.

**OLEOPATOR®-B/-K
NS 15 SF 3000**

Standard version



Adjustable version



Nominal size	NS 15							
Sludge trap (litres)	3000							
Manhole cover size	600							
Pipe connection / Outer - Ø	DN 200 / Ø 200							
Heaviest single comp. (kgs)	ca. 5750							
Total weight Stand./Adjust. (kgs)	ca.8400/8900							
LGA Test Nr.	0020339-10				0020339-14			
Class II / Clas I	Class II				Class I			
Inbuild parts (Stainl./Plast.)	Stainless		Plastic		Stainless		Plastic	
Load class	B125	D400	B125	D400	B125	D400	B125	D400
Standard version Order Nr.	746 238	746 438	746 239	746 439	746 338	746 538	746 339	746 539
T min. Standard version (mm)	715	715	715	715	715	715	715	715
T max. Standard version (mm)	955	955	955	955	955	955	955	955
Adjust. version Order Nr.	746 638	746 838	746 639	746 839	746 738	746 938	746 739	746 939
T min. Adjustable version. (mm)	1170	1170	1170	1170	1170	1170	1170	1170
T max. Adjustable version. (mm)	5370	5370	5370	5370	5370	5370	5370	5370

T min. – min. installation depth

T max. – max. admissible instalation depth

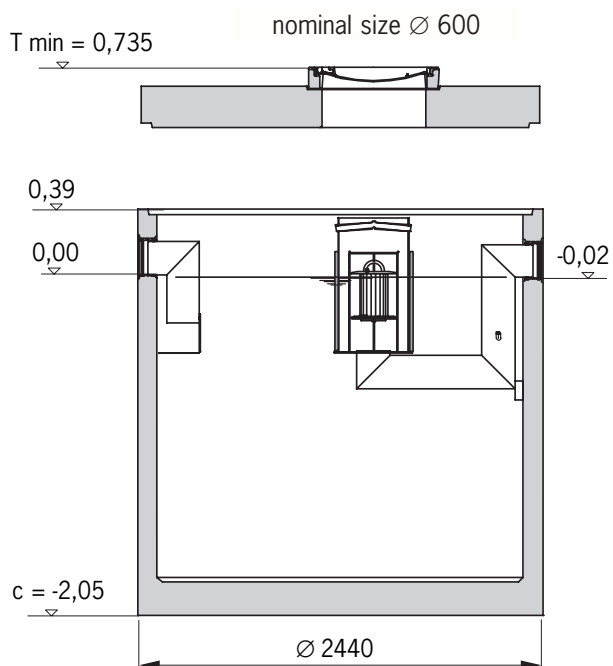
(measured from upper edge of ground to bottom of inlet pipe)

Instalation depth T is calculated inclusive each claw 10 mm.

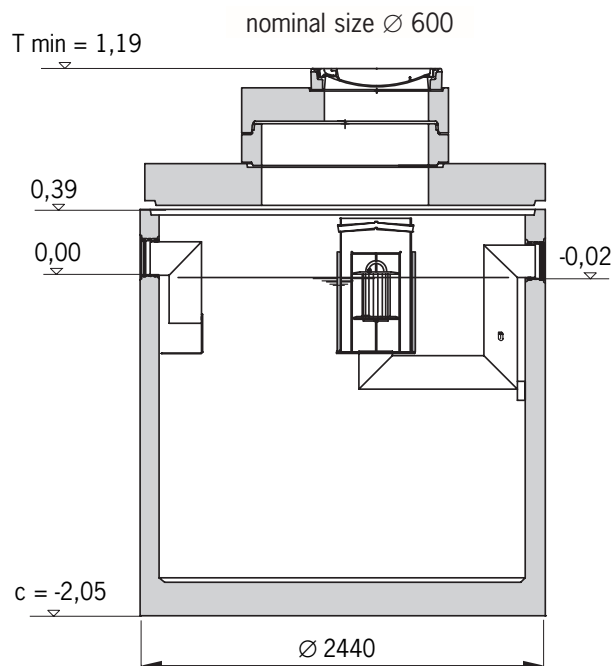
Alternative support rings and other accesories see page 65-66.

**OLEOPATOR® -B/-K
NS 15-20 SF 5000**

Standard version



Adjustable version



Nominal size	NS 20							
Sludge trap (litres)	5000							
Manhole cover size	600							
Pipe connection / Outer - Ø	DN 200 / Ø 200							
Heaviest single comp. (kgs)	ca. 7250							
Total weight Stand./Adjust. (kgs)	ca. 9900/10250							
LGA Test Nr.	0420267-02				0420267-01			
Class II / Class I	Class II				Class I			
Inbuild parts (Stainl./Plast.)	Stainless		Plastic		Stainless		Plastic	
Load class	B125	D400	B125	D400	B125	D400	B125	D400
Standard version Order Nr.	746 228	746 428	746 229	746 429	746 328	746 528	746 329	746 529
T min. Standard version (mm)	735	735	735	735	735	735	735	735
T max. Standard version (mm)	975	975	975	975	975	975	975	975
Adjust. version Order Nr.	746 628	746 828	746 629	746 829	746 728	746 928	746 729	746 929
T min. Adjustable version. (mm)	1190	1190	1190	1190	1190	1190	1190	1190
T max. Adjustable version. (mm)	5390	5390	5390	5390	5390	5390	5390	5390

T min. – min. installation depth

T max. – max. admissible installation depth

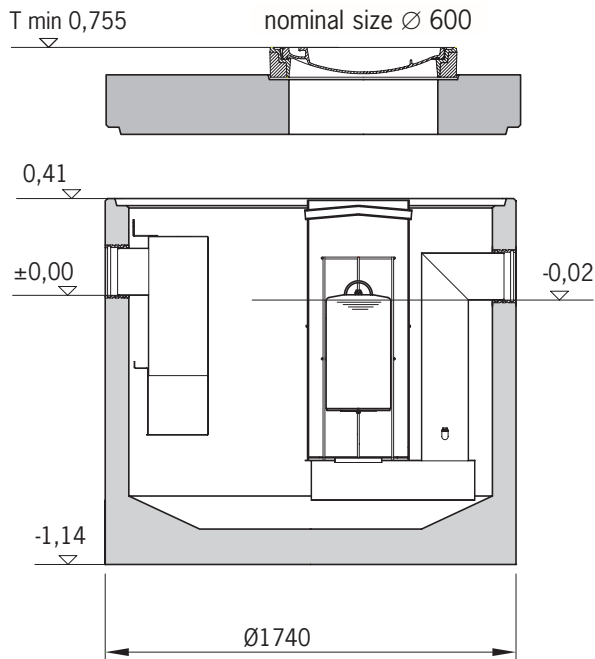
(measured from upper edge of ground to bottom of inlet pipe)

Installation depth T is calculated inclusive each claw 10 mm.

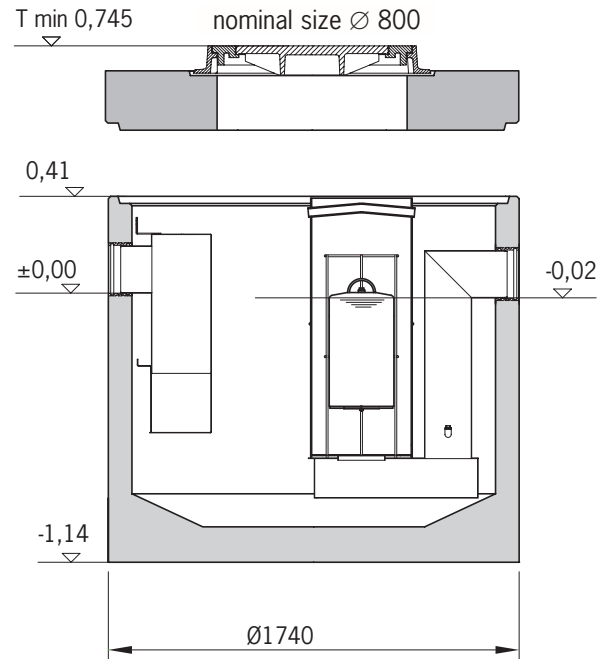
Alternative support rings and other accessories see page 65-66.

**OLEOPATOR® B/-K
NS 20**

Standard version



Adjustable version



Nominal size	NS 20							
Sludge trap (litres)	-							
Manhole cover size	600							
Pipe connection / Outer - Ø	DN 200 / Ø 200							
Heaviest single comp. (kgs)	ca. 4100							
Total weight (kgs)	ca. 5400							
LGA Test Nr.	4990328-06				4990328-05			
Class II / Clas I	Class II				Class I			
Inbuild parts (Stainl./Plast.)	Stainless		Plastic		Stainless		Plastic	
Load class	B125	D400	B125	D400	B125	D400	B125	D400
Standard version Order Nr.	746 254	746 454	746 255	746 455	746 354	746 554	746 355	746 555
T min. Standard version (mm)	755	755	755	755	755	755	755	755
T max. Standard version (mm)	995	995	995	995	995	995	995	995
Adjust. version Order Nr.	746 654	746 854	746 655	746 855	746 754	746 954	746 755	746 955
T min. Adjustable version. (mm)	745	745	745	745	745	745	745	745
T max. Adjustable version. (mm)	3410	3410	3410	3410	3410	3410	3410	3410

T min. – min. installation depth

T max. – max. admissible instalation depth

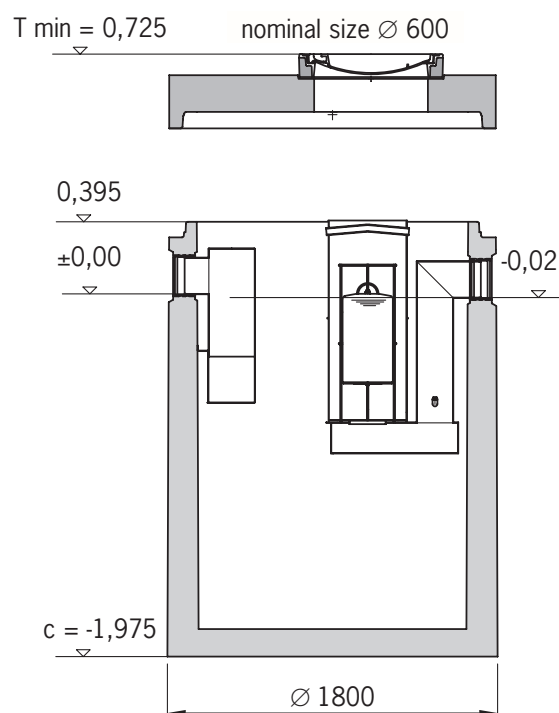
(measured from upper edge of ground to bottom of inlet pipe)

Installation depth T is calculated inclusive each claw 10 mm.

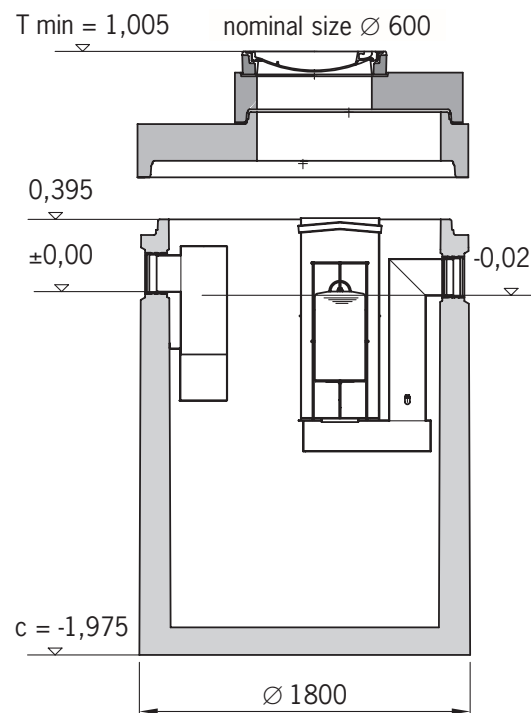
Alternative support rings and other accessories see page 65-66.

OLEOPATOR®-B/-K
NS 20 SF 2000

Standard version



Adjustable version



Nominal size	NS 20							
Sludge trap (litres)	2000							
Manhole cover size	600							
Pipe connection / Outer - Ø	DN 200 / Ø 200							
Heaviest single comp. (kgs)	ca. 5440							
Total weight Stand./Adjust. (kgs)	ca. 6760/7100							
LGA Test Nr.	4990328-06				4990328-05			
Class II / Clas I	Class II				Class I			
Inbuild parts (Stainl./Plast.)	Stainless		Plastic		Stainless		Plastic	
Load class	B125	D400	B125	D400	B125	D400	B125	D400
Standard version Order Nr.	740 224	740 424	740 225	740 425	740 324	740 524	740 325	740 525
T min. Standard version (mm)	725	725	725	725	725	725	725	725
T max. Standard version (mm)	965	965	965	965	965	965	965	965
Adjust. version Order Nr.	743 224	743 424	743 225	743 425	743 324	743 524	743 325	743 525
T min. Adjustable version. (mm)	1005	1005	1005	1005	1005	1005	1005	1005
T max. Adjustable version. (mm)	5395	5395	5395	5395	5395	5395	5395	5395

T min. – min. installation depth

T max. – max. admissible instalation depth

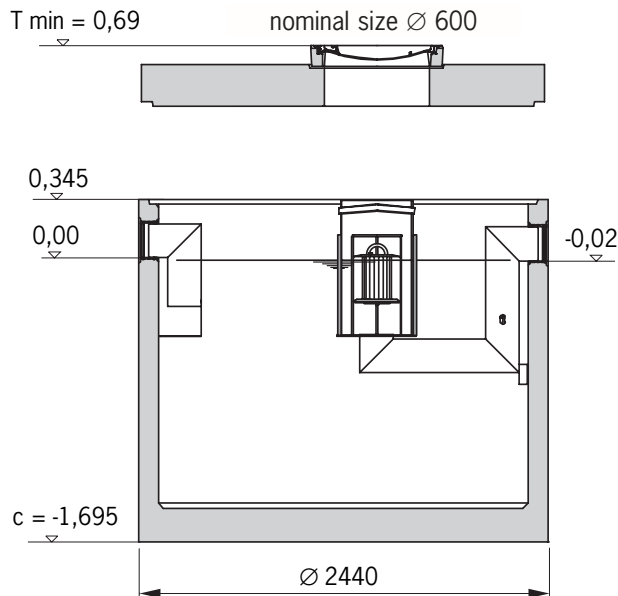
(meassured from upper edge of ground to bottom of inlet pipe)

Instalation depth T is calculated inclusive each claw 10 mm.

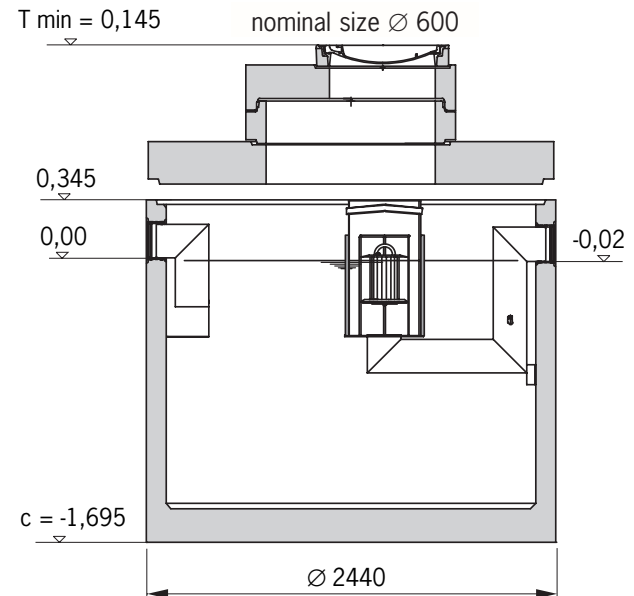
Alternative support rings and other accesories see page 65-66.

**OLEOPATOR® -B/-K
NS 20 SF 4000**

Standard version



Adjustable version



Nominal size	NS 20							
Sludge trap (litres)	4000							
Manhole cover size	600							
Pipe connection / Outer - Ø	DN 200 / Ø 200							
Heaviest single comp. (kgs)	ca. 6350							
Total weight Stand./Adjust. (kgs)	ca. 9000/9350							
LGA Test Nr.	0420267-02				0420267-01			
Class II / Clas I	Class II				Class I			
Inbuild parts (Stainl./Plast.)	Stainless		Plastic		Stainless		Plastic	
Load class	B125	D400	B125	D400	B125	D400	B125	D400
Standard version Order Nr.	746 226	746 426	746 227	746 427	746 326	746 526	746 327	746 527
T min. Standard version (mm)	690	690	690	690	690	690	690	690
T max. Standard version (mm)	930	930	930	930	930	930	930	930
Adjust. version Order Nr.	746 626	746 826	746 627	746 827	746 726	746 926	746 727	746 927
T min. Adjustable version. (mm)	1145	1145	1145	1145	1145	1145	1145	1145
T max. Adjustable version. (mm)	5345	5345	5345	5345	5345	5345	5345	5345

T min. – min. installation depth

T max. – max. admissible instalation depth

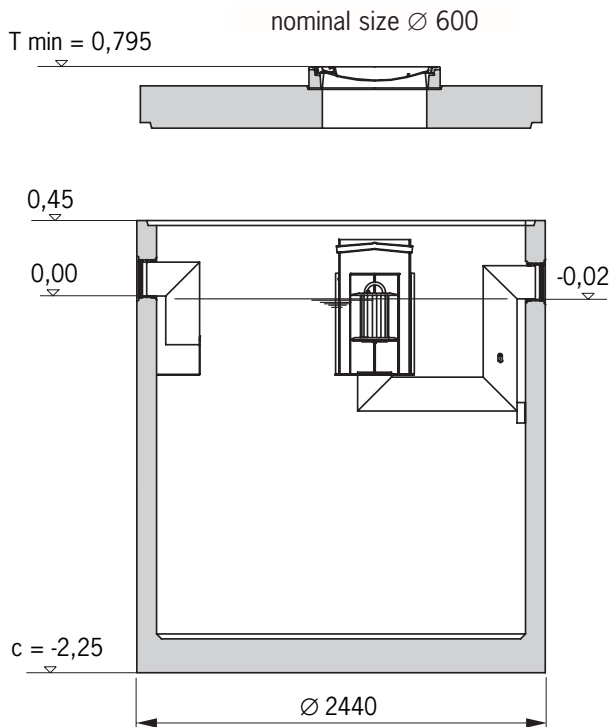
(measured from upper edge of ground to bottom of inlet pipe)

Instalation depth T is calculated inclusive each claw 10 mm.

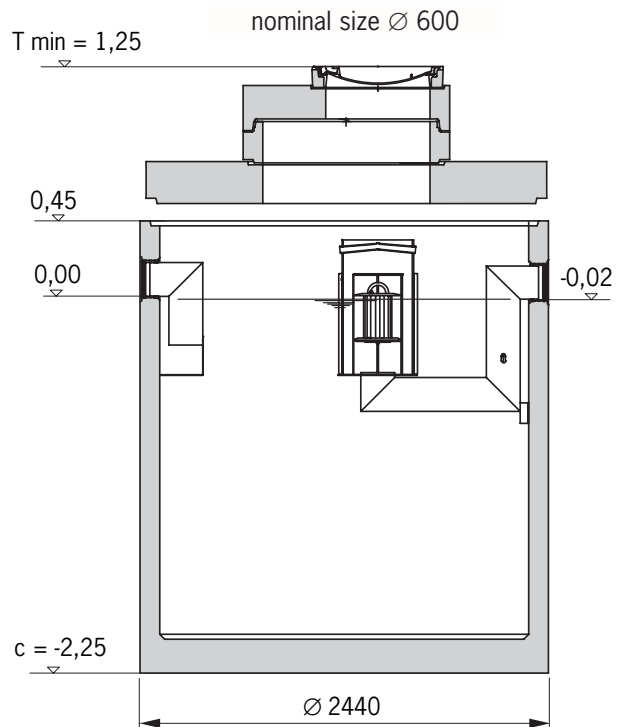
Alternative support rings and other accesories see page 65-66.

**OLEOPATOR® -B/-K
NS 20 SF 6000**

Standard version



Adjustable version



Nominal size	NS 20							
Sludge trap (litres)	6000							
Manhole cover size	600							
Pipe connection / Outer - Ø	DN 200 / Ø 200							
Heaviest single comp. (kgs)	ca. 7750							
Total weight Stand./Adjust. (kgs)	ca. 10400/10750							
LGA Test Nr.	0420267-02				0420267-01			
Class II / Class I	Class II				Class I			
Inbuild parts (Stainl./Plast.)	Stainless		Plastic		Stainless		Plastic	
Load class	B125	D400	B125	D400	B125	D400	B125	D400
Standard version Order Nr.	746 230	746 430	746 231	746 431	746 330	746 530	746 331	746 531
T min. Standard version (mm)	795	795	795	795	795	795	795	795
T max. Standard version (mm)	1035	1035	1035	1035	1035	1035	1035	1035
Adjust. version Order Nr.	746 630	746 830	746 631	746 831	746 730	746 930	746 731	746 931
T min. Adjustable version. (mm)	1250	1250	1250	1250	1250	1250	1250	1250
T max. Adjustable version. (mm)	5450	5450	5450	5450	5450	5450	5450	5450

T min. – min. installation depth

T max. – max. admissible installation depth

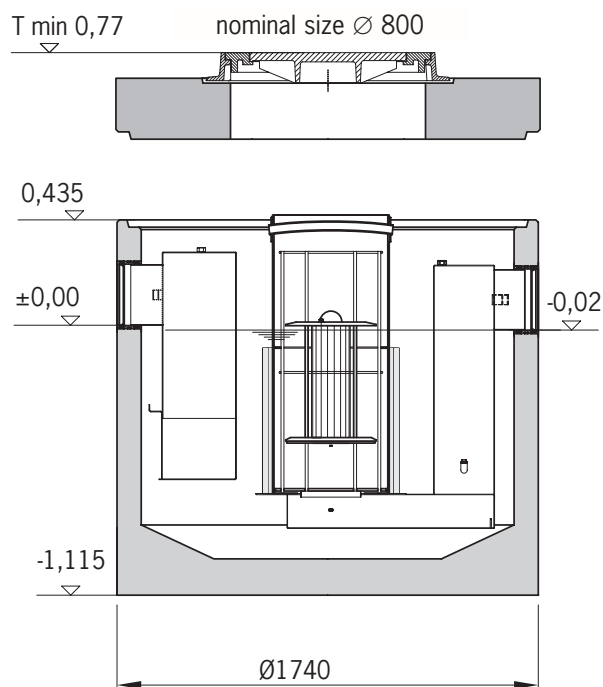
(measured from upper edge of ground to bottom of inlet pipe)

Installation depth T is calculated inclusive each claw 10 mm.

Alternative support rings and other accessories see page 65-66.

**OLEOPATOR®-B/-K
NS 30**

Adjustable version



Nominal size	NS 30							
Sludge trap (litres)	-							
Manhole cover size	800							
Pipe connection / Outer - Ø	DN 250 / Ø 250							
Heaviest single comp. (kgs)	ca. 4100							
Total weight (kgs)	ca. 5400							
LGA Test Nr.	5351216-02				5351216-01			
Class II / Clas I	Class II				Class I			
Inbuild parts (Stainl./Plast.)	Stainless		Plastic		Stainless		Plastic	
Load class	B125	D400	B125	D400	B125	D400	B125	D400
Adjustable version Order Nr.	746 252	746 452	746 253	746 453	746 352	746 552	746 353	746 553
T min. Adjustable version (mm)	770	770	770	770	770	770	770	770
T max. Adjustable version (mm)	3435	3435	3435	3435	3435	3435	3435	3435

T min. – min. installation depth

T max. – max. admissible instalation depth

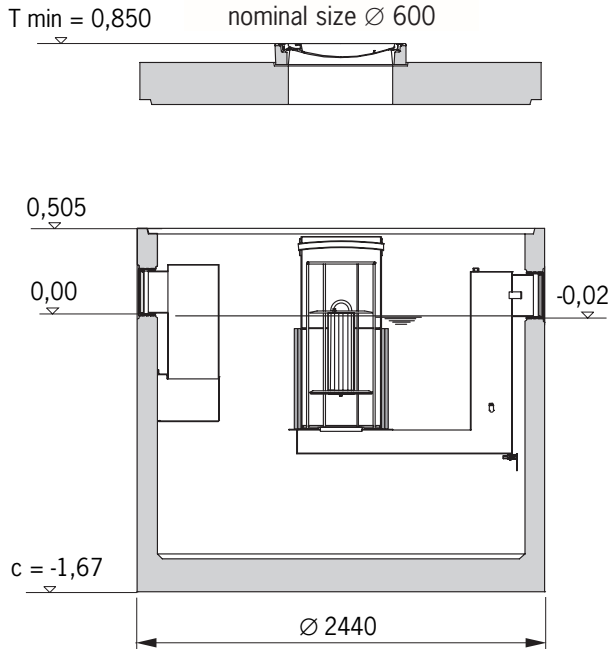
(measured from upper edge of ground to bottom of inlet pipe)

Instalation depth T is calculated inclusive each claw 10 mm.

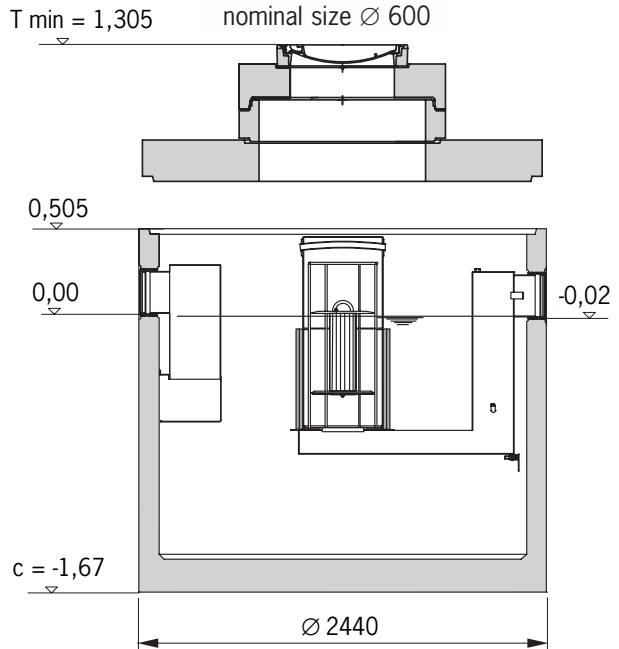
Alternative support rings and other accesories see page 65-66.

OLEOPATOR® -B/-K
NS 30 SF 3000

Standard version



Adjustable version



Nominal size	NS 30							
Sludge trap (litres)	3000							
Manhole cover size	600							
Pipe connection / Outer - Ø	DN 250 / Ø 250							
Heaviest single comp. (kgs)	ca. 6650							
Total weight Stand./Adjust. (kgs)	ca. 9300/9650							
LGA Test Nr.	5351216-04				5371280-11			
Class II / Clas I	Class II				Class I			
Inbuild parts (Stainl./Plast.)	Stainless		Plastic		Stainless		Plastic	
Load class	B125	D400	B125	D400	B125	D400	B125	D400
Standard version Order Nr.	746 220	746 420	746 221	746 421	746 320	746 520	746 321	746 521
T min. Standard version (mm)	850	850	850	850	850	850	850	850
T max. Standard version (mm)	1135	1090	1090	1090	1090	1090	1090	1090
Adjust. version Order Nr.	746 620	746 820	746 621	746 821	746 720	746 920	746 721	746 921
T min. Adjustable version. (mm)	1305	1305	1305	1305	1305	1305	1305	1305
T max. Adjustable version. (mm)	5505	5505	5505	5505	5505	5505	5505	5505

T min. – min. installation depth

T max. – max. admissible installation depth

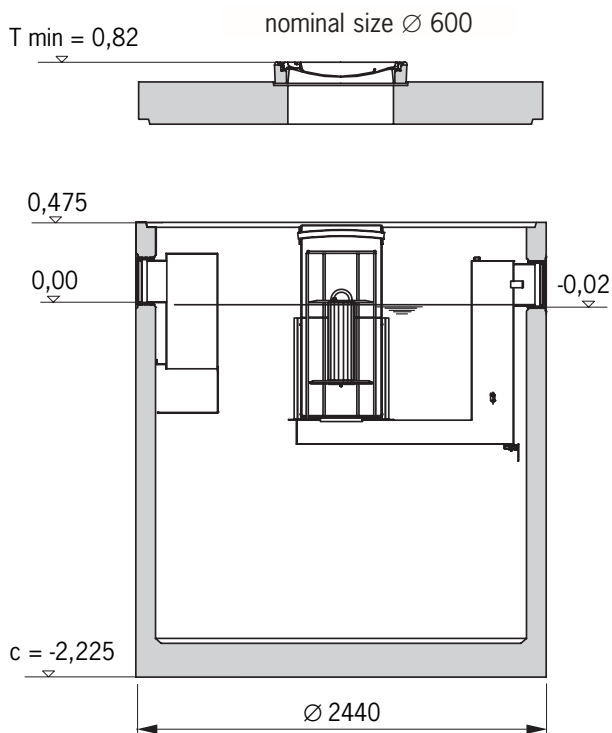
(measured from upper edge of ground to bottom of inlet pipe)

Installation depth T is calculated inclusive each claw 10 mm.

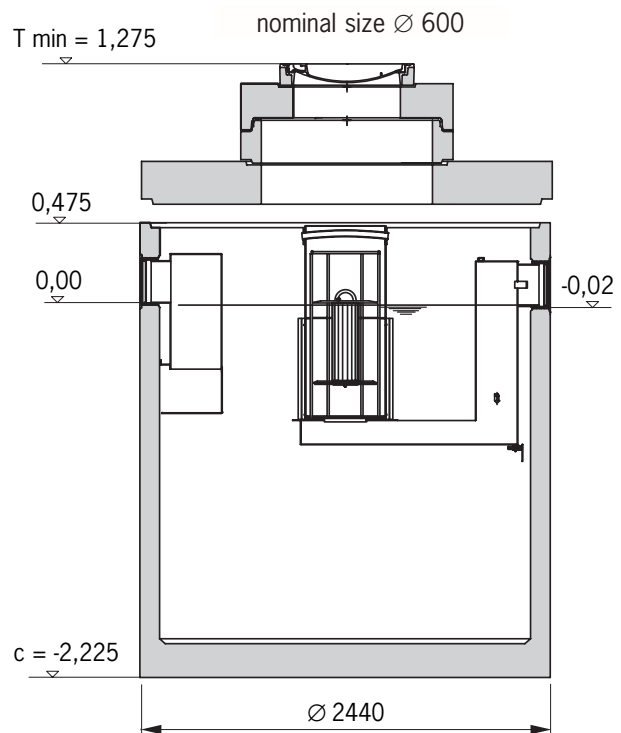
Alternative support rings and other accesories see page 65-66.

**OLEOPATOR® -B/-K
NS 30 SF 5000**

Standard version



Adjustable version



Nominal size	NS 30							
Sludge trap (litres)	5000							
Manhole cover size	600							
Pipe connection / Outer - Ø	DN 250 / Ø 250							
Heaviest single comp. (kgs)	ca. 7750							
Total weight Stand./Adjust. (kgs)	ca. 10400/10750							
LGA Test Nr.	5351216-04				5371280-11			
Class II / Clas I	Class II				Class I			
Inbuild parts (Stainl./Plast.)	Stainless		Plastic		Stainless		Plastic	
Load class	B125	D400	B125	D400	B125	D400	B125	D400
Standard version Order Nr.	746 222	746 422	746 223	746 423	746 322	746 522	746 323	746 523
T min. Standard version (mm)	820	820	820	820	820	820	820	820
T max. Standard version (mm)	1060	1060	1060	1060	1060	1060	1060	1060
Adjust. version Order Nr.	746 622	746 822	746 623	746 823	746 722	746 922	746 723	746 923
T min. Adjustable version. (mm)	1275	1275	1275	1275	1275	1275	1275	1275
T max. Adjustable version. (mm)	5475	5475	5475	5475	5475	5475	5475	5475

T min. – min. installation depth

T max. – max. admissible instalation depth

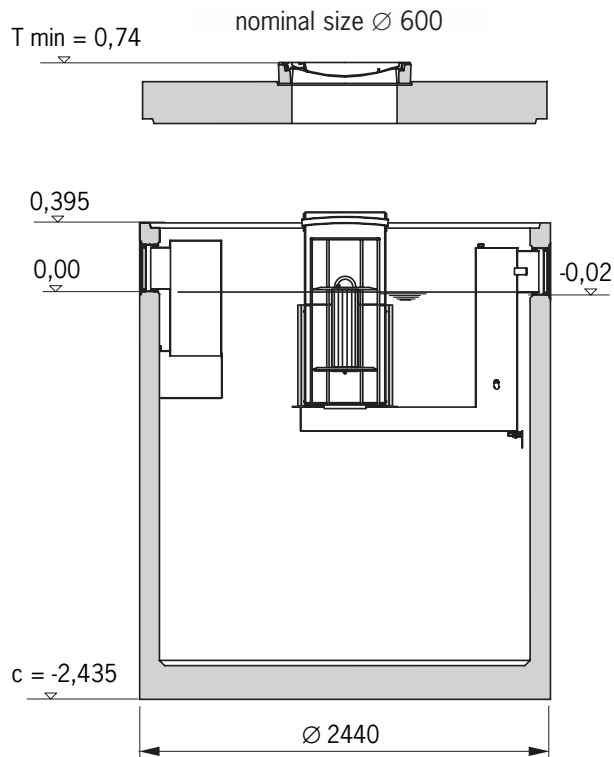
(meassured from upper edge of ground to bottom of inlet pipe)

Installation depth T is calculated inclusive each claw 10 mm.

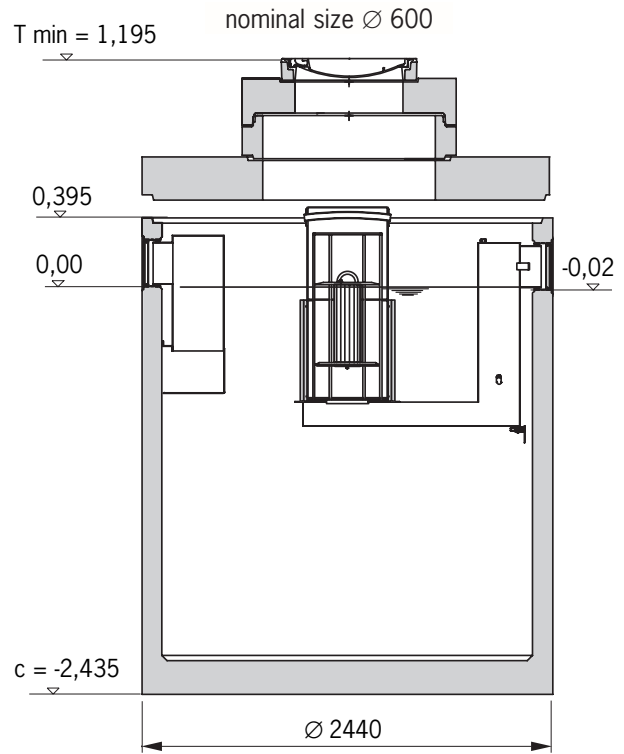
Alternative support rings and other accesories see page 65-66.

OLEOPATOR® -B/-K
NS 30 SF 6000

Standard version



Adjustable version



Nominal size	NS 30							
Sludge trap (litres)	6000							
Manhole cover size	600							
Pipe connection / Outer - Ø	DN 250 / Ø 250							
Heaviest single comp. (kgs)	ca. 8050							
Total weight Stand./Adjust. (kgs)	ca. 10700/11050							
LGA Test Nr.	5351216-04				5371280-11			
Class II / Class I	Class II				Class I			
Inbuild parts (Stainl./Plast.)	Stainless		Plastic		Stainless		Plastic	
Load class	B125	D400	B125	D400	B125	D400	B125	D400
Standard version Order Nr.	746 224	746 424	746 225	746 425	746 324	746 524	746 325	746 525
T min. Standard version (mm)	740	740	740	740	740	740	740	740
T max. Standard version (mm)	980	980	980	980	980	980	980	980
Adjust. version Order Nr.	746 624	746 824	746 625	746 825	746 724	746 924	746 725	746 925
T min. Adjustable version. (mm)	1195	1195	1195	1195	1195	1195	1195	1195
T max. Adjustable version. (mm)	5395	5395	5395	5395	5395	5395	5395	5395

T min. – min. installation depth

T max. – max. admissible installation depth

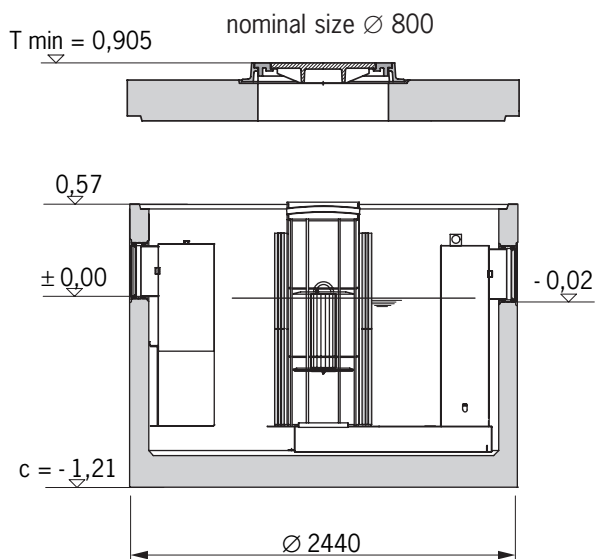
(measured from upper edge of ground to bottom of inlet pipe)

Installation depth T is calculated inclusive each claw 10 mm.

Alternative support rings and other accessories see page 65-66.

OLEOPATOR® -K
NS 40

Adjustable version



Nominal size	NS 40		
Sludge trap (litres)	-		
Manhole cover size	800		
Pipe connection / Outer - Ø	DN 300 / Ø 315		
Heaviest single comp. (kgs)	ca. 5750		
Total weight (kgs)	ca. 8400		
LGA Test Nr.	5351216-05		
Class II / Clas I	Class I		
Inbuild parts	Stainless	Plastic	
Load class	D400	D400	
Adjustable version Order Nr.	746 568	746 569	
T min. Adjustable version (mm)	905	905	
T max. Adjustable version (mm)	3570	3570	

T min. – min. installation depth

T max. – max. admissible instalation depth

(measured from upper edge of ground to bottom of inlet pipe)

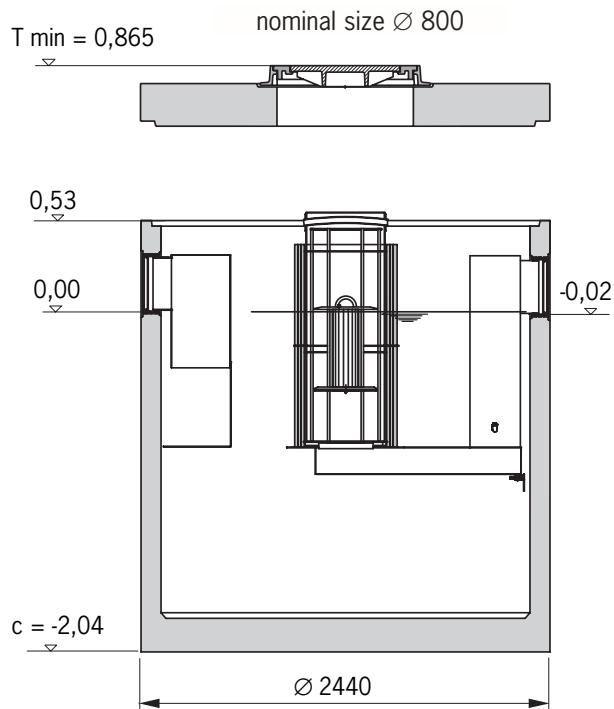
Instalation depth T is calculated inclusive each claw 10 mm.

Alternative support rings and other accesories see page 65-66.

**OLEOPATOR® -K
NS 40 SF 4000**

Class I
2403-300-20

Adjustable version



Nominal size	NS 40	
Sludge trap (litres)	4000	
Manhole cover size	800	
Pipe connection / Outer - \varnothing	DN 300 / $\varnothing 315$	
Heaviest single comp. (kgs)	ca. 7450	
Total weight (kgs)	ca. 10100	
LGA Test Nr.	5351216-05	
Class II / Class I	Class I	
Inbuild parts	Stainless	Plastic
Load class	D400	D400
Adjustable version Order Nr.	746 532	746 533
T min. Adjustable version (mm)	865	865
T max. Adjustable version (mm)	3530	3530

T min. – min. installation depth

T max. – max. admissible installation depth

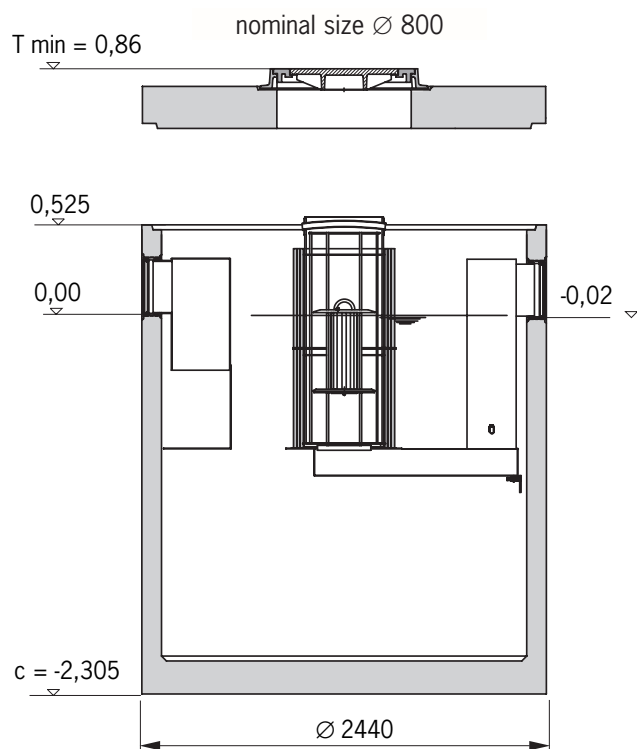
(measured from upper edge of ground to bottom of inlet pipe)

Installation depth T is calculated inclusive each claw 10 mm.

Alternative support rings and other accessories see page 65-66.

OLEOPATOR® -K
NS 40 SF 5000

Adjustable version



Nominal size	NS 40		
Sludge trap (litres)	5000		
Manhole cover size	800		
Pipe connection / Outer - Ø	DN 300 / Ø 315		
Heaviest single comp. (kgs)	ca. 8050		
Total weight (kgs)	ca. 10600		
LGA Test Nr.	5351216-05		
Class II / Clas I	Class I		
Inbuild parts	Stainless	Plastic	
Load class	D400	D400	
Adjustable version Order Nr.	746 534	746 535	
T min. Adjustable version (mm)	860	860	
T max. Adjustable version (mm)	3525	3525	

T min. – min. installation depth

T max. – max. admissible instalation depth

(measured from upper edge of ground to bottom of inlet pipe)

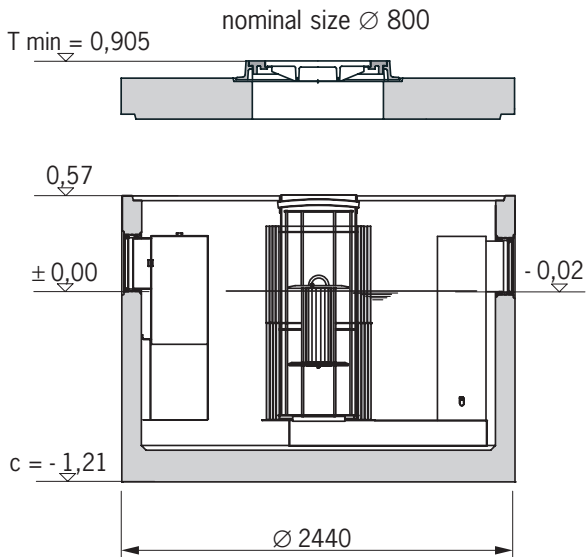
Instalation depth T is calculated inclusive each claw 10 mm.

Alternative support rings and other accesories see page 65-66.

OLEOPATOR® -K
NS 50

Adjustable version

Class I
2407-300-20



Nominal size	NS 50	
Sludge trap (litres)	-	
Manhole cover size	800	
Pipe connection / Outer - Ø	DN 300 / Ø 315	
Heaviest single comp. (kgs)	ca. 5750	
Total weight (kgs)	ca. 8500	
LGA Test Nr.	5351216-07	
Class II / Clas I	Class I	
Inbuild parts	Stainless	Plastic
Load class	D400	D400
Adjust. version Order Nr.	746 570	746 571
T min. Adjustable version. (mm)	905	905
T max. Adjustable version. (mm)	3570	3570

T min. – min. installation depth

T max. – max. admissible installation depth

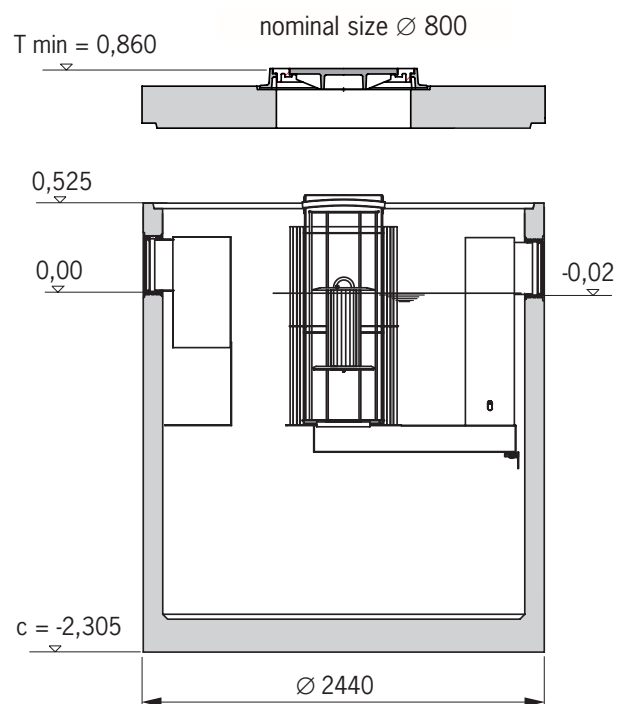
(measured from upper edge of ground to bottom of inlet pipe)

Installation depth T is calculated inclusive each claw 10 mm.

Alternative support rings and other accessories see page 65-66.

OLEOPATOR® -K
NS 50 SF 5000

Adjustable version



Nominal size	NS 50	
Sludge trap (litres)	5000	
Manhole cover size	800	
Pipe connection / Outer - Ø	DN 300 / Ø 315	
Heaviest single comp. (kgs)	ca. 8050	
Total weight (kgs)	ca. 10800	
LGA Test Nr.	5351216-07	
Class II / Clas I	Class I	
Inbuild parts	Stainless	Plastic
Load class	D400	D400
Adjust. version Order Nr.	746 536	746 537
T min. Adjustable version. (mm)	860	860
T max. Adjustable version. (mm)	3525	3525

T min. – min. installation depth

T max. – max. admissible instalation depth

(meassured from upper edge of ground to bottom of inlet pipe)

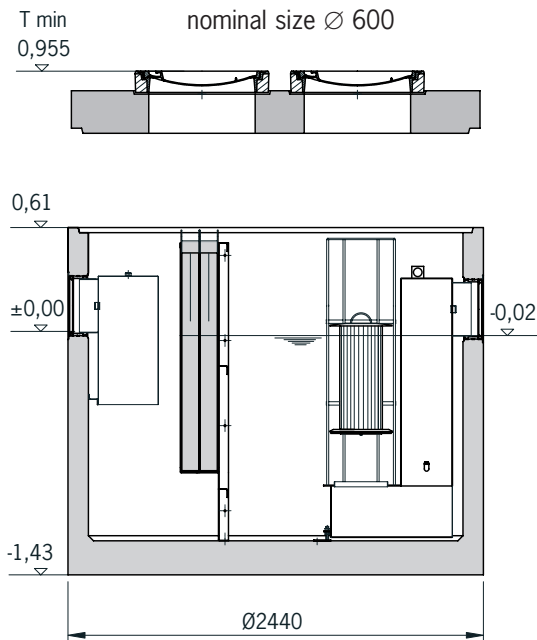
Instalation depth T is calculated inclusive each claw 10 mm.

Alternative support rings and other accesories see page 65-66.

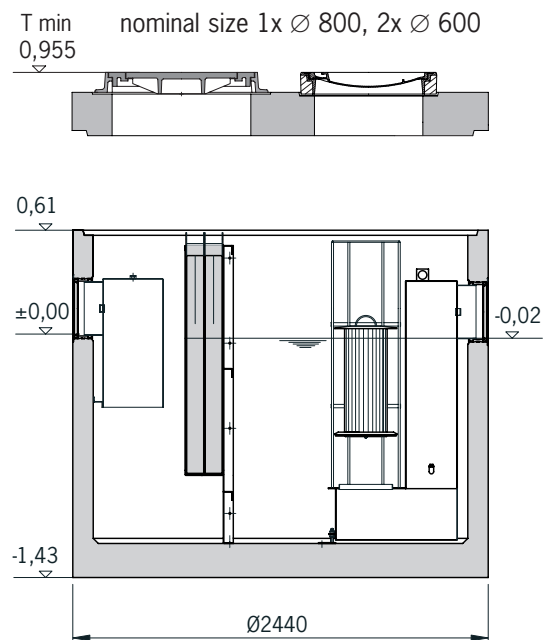
**OLEOPATOR® B/-K
NS 65**

Class I
2410-300-20

Standard version



Adjustable version



Nominal size	NS 65			
Sludge trap (litres)	-			
Manhole cover size	3x600 / 2x600 + 1x800 for adjustable version			
Pipe connection / Outer - \varnothing	DN 300 / \varnothing 315			
Heaviest single comp. (kgs)	ca. 6500			
Total weight (kgs)	ca. 9300			
LGA Test Nr.	5361214-07			
Class II / Clas I	Class I			
Inbuild parts (Stainl./Plast.)	Stainless		Plastic	
Load class	B125	D400	B125	D400
Standard version Order Nr.	746372	746572	746373	746573
T min. (mm)	955	955	955	955
T max. (mm)	1195	1195	1195	1195
Adjustable version Order Nr.	746772	746972	746773	746973
T min. (mm)	955	955	955	955
T max. (mm)	3610	3610	3610	3610

T min. – min. installation depth

T max. – max. admissible installation depth

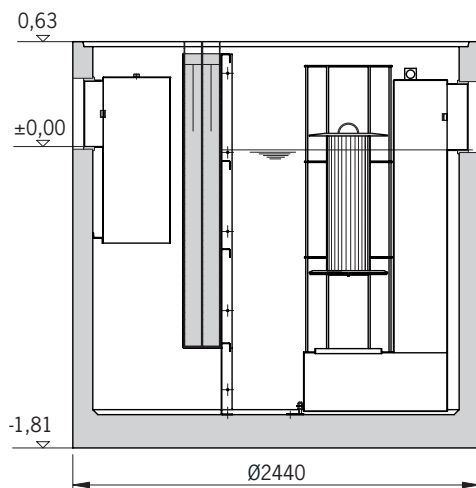
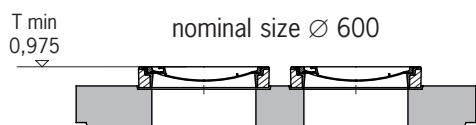
(measured from upper edge of ground to bottom of inlet pipe)

Installation depth T is calculated inclusive each claw 10 mm.

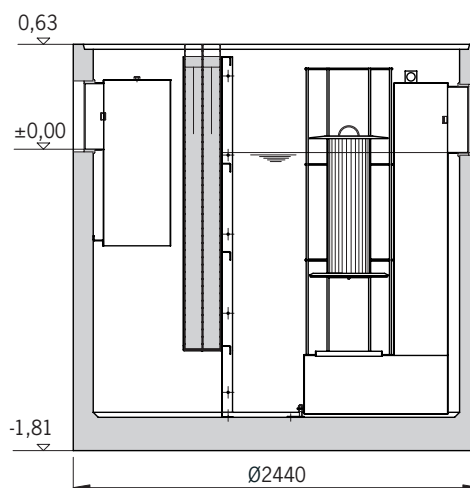
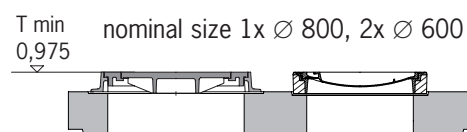
Alternative support rings and other accessories see page 65-66.

**OLEOPATOR® -K
NS 80**

Standard version



Adjustable version



Nominal size	NS 80			
Sludge trap (litres)	-			
Manhole cover size	3x600 / 2x600 + 1x800 for adjustable version			
Pipe connection / Outer - Ø	DN 400 / Ø 400			
Heaviest single comp. (kgs)	ca. 7200			
Total weight (kgs)	ca. 9800			
LGA Test Nr.	5361308-04			
Class II / Clas I	Class I			
Inbuild parts (Stainl./Plast.)	Stainless		Plastic	
Load class	B125	D400	B125	D400
Standard version Order Nr.	746374	746574	746375	746575
T min. (mm)	975	975	975	975
T max. (mm)	1215	1215	1215	1215
Adjustable version Order Nr.	746774	746974	746775	746975
T min. (mm)	975	975	975	975
T max. (mm)	3630	3630	3630	3630

T min. – min. installation depth

T max. – max. admissible instalation depth

(measured from upper edge of ground to bottom of inlet pipe)

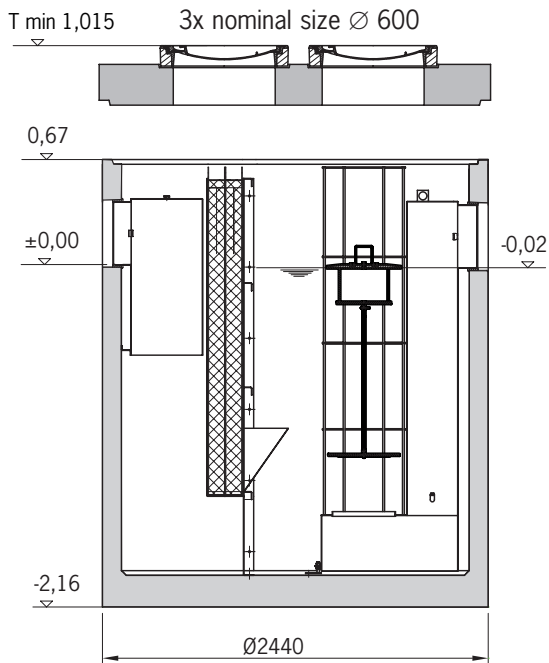
Instalation depth T is calculated inclusive each claw 10 mm.

Alternative support rings and other accesories see page 65-66.

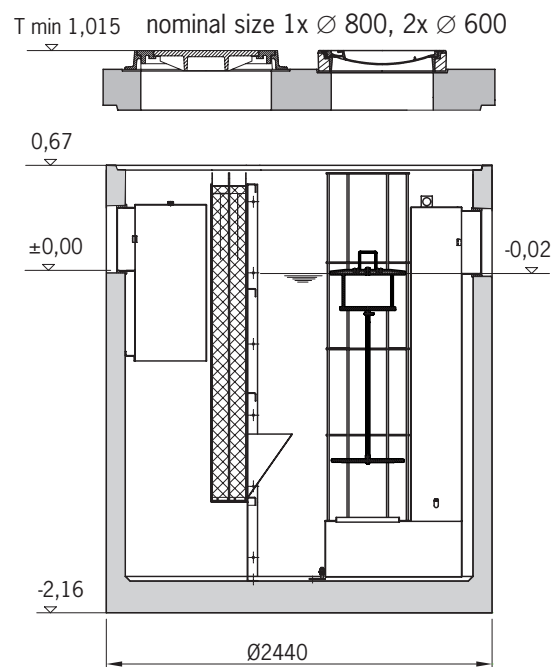
**OLEOPATOR® -K
NS 100**

Class I
2405-400-20

Standard version



Adjustable version



Nominal size	NS 100			
Sludge trap (litres)	-			
Manhole cover size	3x600 / 2x600 + 1x800 for adjustable version			
Pipe connection / Outer - Ø	DN 400 / Ø 400			
Heaviest single comp. (kgs)	8500			
Total weight (kgs)	11300			
LGA Test Nr.	5361308-05			
Class II / Clas I	Class I			
Inbuild parts (Stainl./Plast.)	Stainless		Plastic	
Load class	B125	D400	B125	D400
Standard version Order Nr.	746 380	746 580	746 379	746 579
T min. (mm)	1015	1015	1015	1015
T max. (mm)	1255	1255	1255	1255
Adjustable version Order Nr.	746 780	746 980	746 779	746 979
T min. (mm)	1015	1015	1015	1015
T max. (mm)	3670	3670	3670	3670

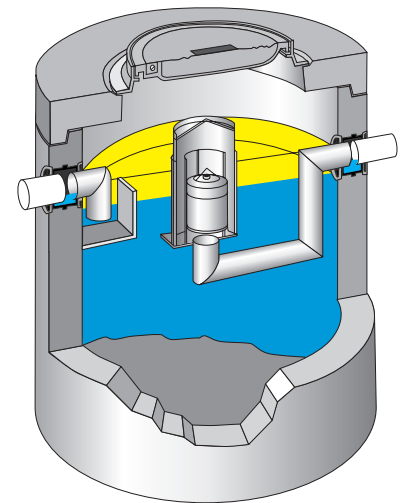
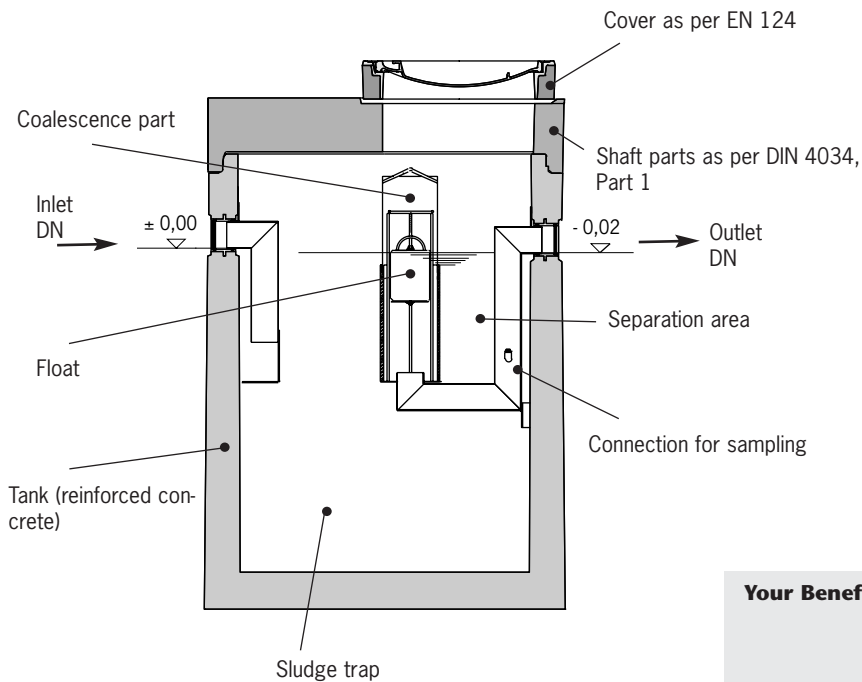
T min. – min. installation depth

T max. – max. admissible installation depth

(measured from upper edge of ground to bottom of inlet pipe)

Installation depth T is calculated inclusive each claw 10 mm.

Alternative support rings and other accesories see page 65-66.

OLEOMAX®


OLEOMAX®

- Your Benefits:**
- Better Price
 - High storage capacity of light mineral liquids
 - Easy access for maintenance, cleaning and waste disposal
 - Reduced size of sludge traps

Article description for petrol separators

OLEOMAX®

 Nominal sizes: from 3 to 15
 as per EN 858 / DIN 1999-100

 made of reinforced concrete as per DIN 4281 secured against buoyant lift in monolithic design with standard inner coating with automatic seal
 max. storage capacity of light mineral liquids approx. (litres)
 total waste water capacity approx. (litres)
 connections DN as per DIN 19522 (SML - Pipe only DN 100/150),
 DIN 19534 und 19537

Article description for Coalescence separators

OLEOMAX®

 Nominal sizes: from 3 to 15
 as per EN 858 / DIN 1999-100
 and LGA Test results

made of reinforced concrete as per DIN 4281 secured against buoyant lift in monolithic design with standard inner coating with pre-installed sampling connection.

Coalescence insert removable for cleaning purposes without separator, function as per EN 858, with automatic seal.

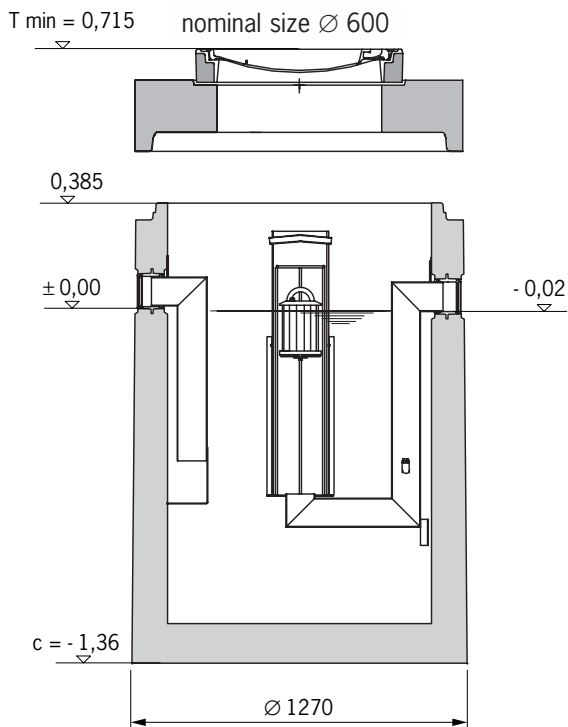
 storage capacity of light mineral liquids (approx. litres)
 total waste water capacity approx. (litres)

 connections DN as per DIN 19522 (SML - Pipe only DN 100/150),
 DIN 19534 und 19537

Nominal size NS	Sludge trap (Liter) Nominal/Efective	Pipe connection DN	Total capacity (approx. litres)	Storage capacity of light mineral liquids (approx. litres)
3	600/380	100	935	506
4	800/500	150	726	160
6	1200/780	150	985	160
15	3000/2370	200	3801	944
15	5000/3380	200	4806	944

OLEOMAX®
NS 3/600 TVO

Adjustable version



Nominal size	NS 3							
Sludge trap (litres)	600							
Manhole cover size	600							
Pipe connection / Outer - Ø	DN 100 / Ø 110							
Heaviest single comp. (kgs)	ca. 2250							
Total weight (kgs)	ca. 2950							
LGA Test Nr.	0220354 - 04				0220354 - 03			
Class II / Class I	Class II				Class I			
Inbuild parts (Stainl./Plast.)	Stainless		Plastic		Stainless		Plastic	
Load class	B125	D400	B125	D400	B125	D400	B125	D400
Adjust. version Order Nr.	749 204	749 404	749 205	749 405	749 304	749 504	749 305	749 505
T min. (mm)	715	715	715	715	715	715	715	715
T max. (mm)	5385	5385	5385	5385	5385	5385	5385	5385

T min. – min. installation depth

T max. – max. admissible installation depth

(measured from upper edge of ground to bottom of inlet pipe)

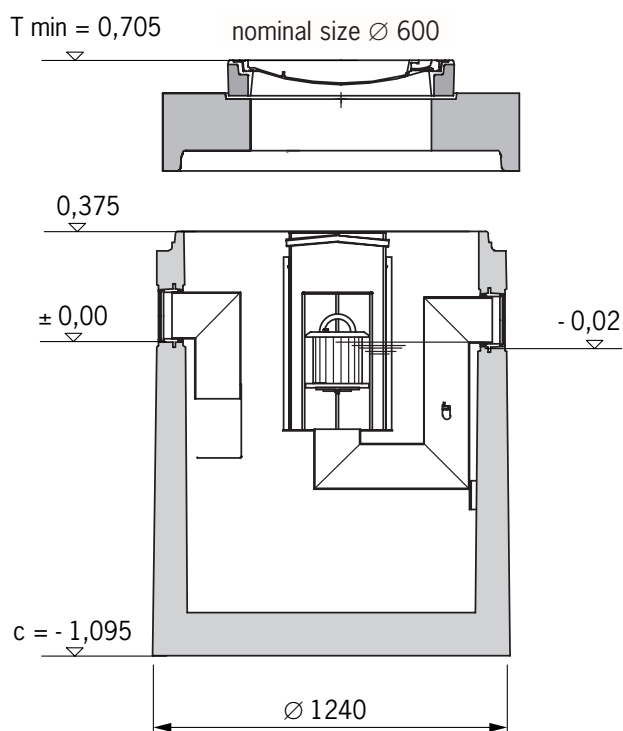
Installation depth T is calculated inclusive each claw 10 mm.

Alternative support rings and other accessories see page 65-66.

OLEOMAX®

NS 4/800

Adjustable version



Nominal size	NS 4							
Sludge trap (litres)	800							
Manhole cover size	600							
Pipe connection / Outer - Ø	DN 150 / Ø 160							
Heaviest single comp. (kgs)	ca. 1910							
Total weight (kgs)	ca. 2560							
LGA Test Nr.	0320228 - 02				0320228 - 01			
Class II / Class I	Class II				Class I			
Inbuild parts (Stainl./Plast.)	Stainless		Plastic		Stainless		Plastic	
Load class	B125	D400	B125	D400	B125	D400	B125	D400
Adjust. version Order Nr.	749 206	749 406	749 207	749 407	749 306	749 506	749 307	749 507
T min. (mm)	705	705	705	705	705	705	705	705
T max. (mm)	5375	5375	5375	5375	5375	5375	5375	5375

T min. – min. installation depth

T max. – max. admissible installation depth

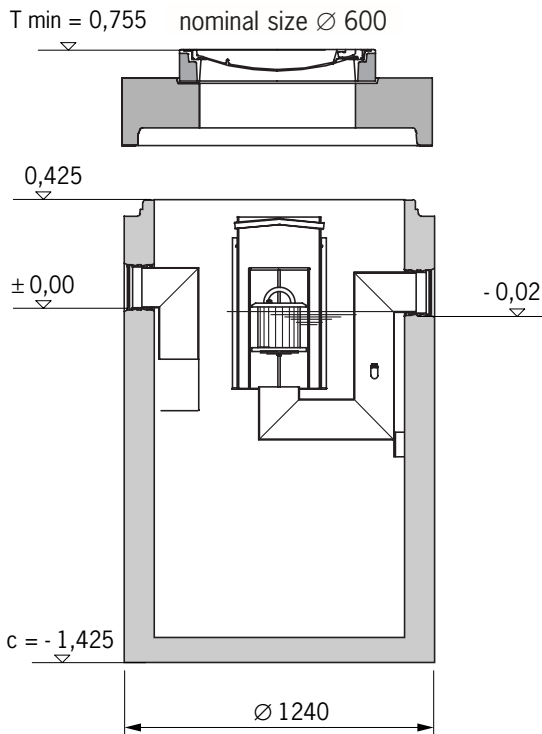
(measured from upper edge of ground to bottom of inlet pipe)

Installation depth T is calculated inclusive each claw 10 mm.

Alternative support rings and other accessories see page 65-66.

OLEOMAX®
NS 6/1200

Adjustable version



Nominal size	NS 6							
Sludge trap (litres)	1200							
Manhole cover size	600							
Pipe connection / Outer - Ø	DN 150 / Ø 160							
Heaviest single comp. (kgs)	ca. 2380							
Total weight (kgs)	ca. 3100							
LGA Test Nr.	0320228 - 02				0320228 - 01			
Class II / Class I	Class II				Class I			
Inbuild parts (Stainl./Plast.)	Stainless		Plastic		Stainless		Plastic	
Load class	B125	D400	B125	D400	B125	D400	B125	D400
Adjust. version Order Nr.	749 210	749 410	749 211	749 411	749 310	749 510	749 311	749 511
T min. (mm)	755	755	755	755	755	755	755	755
T max. (mm)	5425	5425	5425	5425	5425	5425	5425	5425

T min. – min. installation depth

T max. – max. admissible installation depth

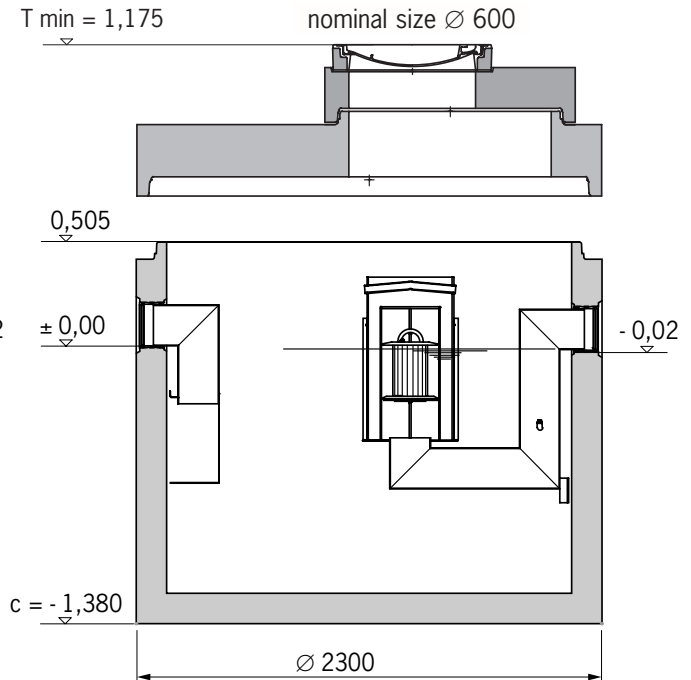
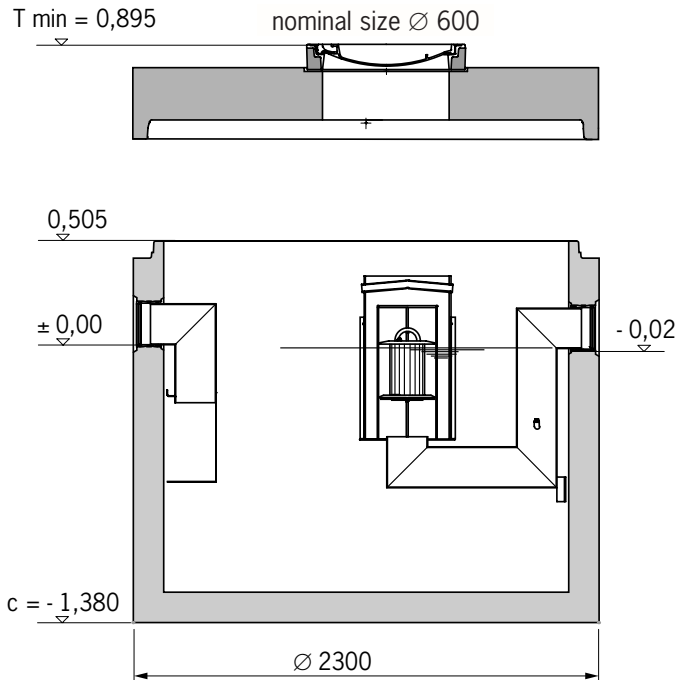
(measured from upper edge of ground to bottom of inlet pipe)

Installation depth T is calculated inclusive each claw 10 mm.

Alternative support rings and other accessories see page 65-66.

OLEOMAX®
NS 15/3000
Standard version

Adjustable version



Nominal size	NS 15							
Sludge trap (litres)	3000							
Manhole cover size	600							
Pipe connection / Outer - Ø	DN 200 / Ø 200							
Heaviest single comp. (kgs)	ca. 7000							
Total weight Stand./Adjust. (kgs)	ca. 8850/9100							
LGA Test Nr.	0020339 - 10				0020339 - 14			
Class II / Clas I	Class II				Class I			
Inbuild parts (Stainl./Plast.)	Stainless		Plastic		Stainless		Plastic	
Load class	B125	D400	B125	D400	B125	D400	B125	D400
Standard version Order Nr.	749 212	749412	749 213	749 413	749 312	749 512	749 313	749 513
T min. Standard version (mm)	895	895	895	895	895	895	895	895
T max. Standard version (mm)	1135	1135	1135	1135	1135	1135	1135	1135
Adjust. version Order Nr.	749 612	749 812	749 613	749 813	749 712	749 912	749 713	749 913
T min. Adjustable version. (mm)	1175	1175	1175	1175	1175	1175	1175	1175
T max. Adjustable version. (mm)	5505	5505	5505	5505	5505	5505	5505	5505

T min. – min. installation depth

T max. – max. admissible instalation depth

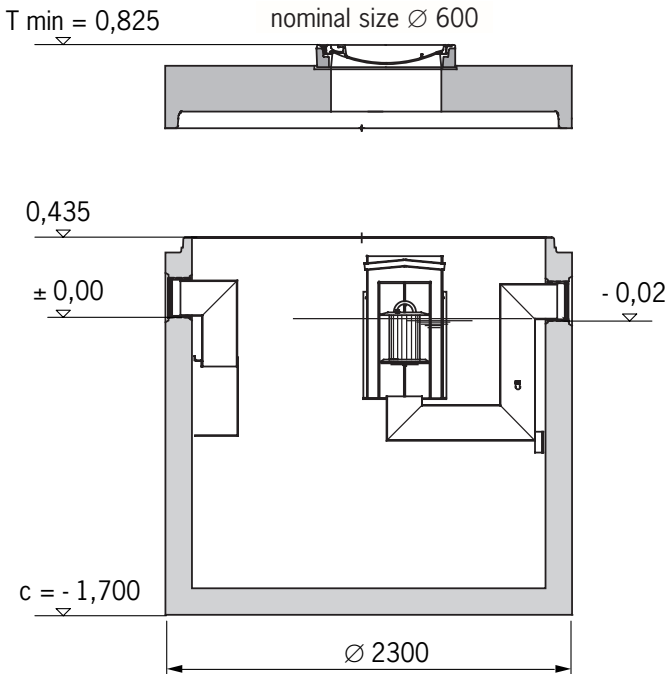
(meassured from upper edge of ground to bottom of inlet pipe)

Installation depth T is calculated inclusive each claw 10 mm.

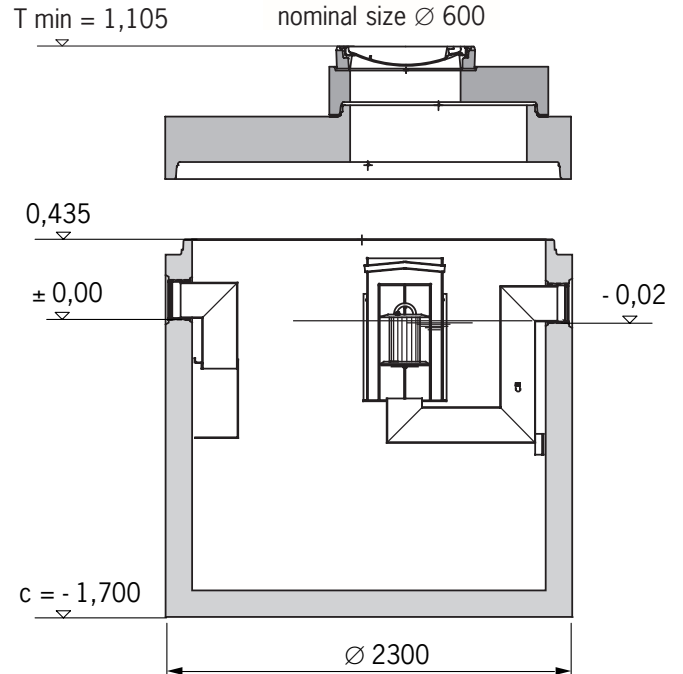
Alternative support rings and other accesories see page 65-66.

OLEOMAX®
NS 15/5000

Standard version



Adjustable version



Nominal size	NS 15							
Sludge trap (litres)	5000							
Manhole cover size	600							
Pipe connection / Outer - Ø	DN 200 / Ø 200							
Heaviest single comp. (kgs)	ca. 6870							
Total weight Stand./Adjust. (kgs)	ca. 9010/10100							
LGA Test Nr.	0020339 - 10				0020339 - 14			
Class II / Clas I	Class II				Class I			
Inbuild parts (Stainl./Plast.)	Stainless		Plastic		Stainless		Plastic	
Load class	B125	D400	B125	D400	B125	D400	B125	D400
Standard version Order Nr.	749 214	749 414	749 215	749 415	749 314	749 514	749 315	749 515
T min. Standard version (mm)	825	825	825	825	825	825	825	825
T max. Standard version (mm)	1065	1065	1065	1065	1065	1065	1065	1065
Adjust. version Order Nr.	749 614	749 814	749 615	749 815	749 714	749 914	749 715	749 915
T min. Adjustable version. (mm)	1105	1105	1105	1105	1105	1105	1105	1105
T max. Adjustable version. (mm)	5435	5435	5435	5435	5435	5435	5435	5435

T min. – min. installation depth


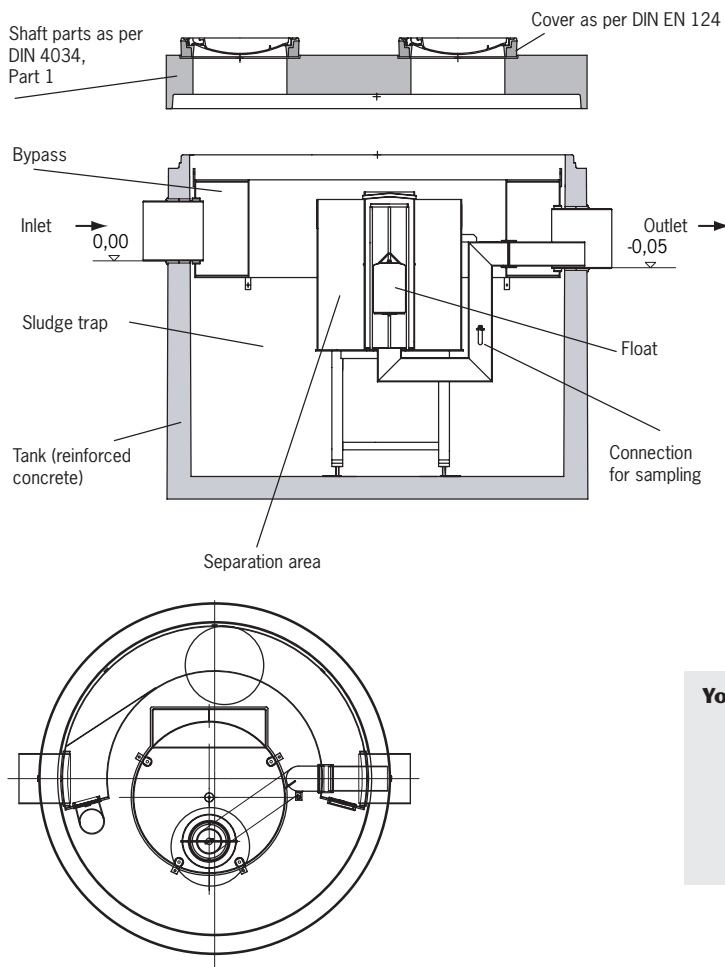
T max. – max. admissible instalation depth

(meassured from upper edge of ground to bottom of inlet pipe)

Instalation depth T is calculated inclusive each claw 10 mm.

Alternative support rings and other accesories see page 65-66.

OLEOPASS®



OLEOPASS® -CCB

- Your benefits:**
- Compact design
 - Better Price
 - High storage capacity of light mineral liquids
 - Easy access for maintenance, cleaning and waste disposal

Article description for petrol separators

Nominal sizes: from 6 - 20
 as per EN 858
 made of reinforced concrete as per DIN 4281 secured against buoyant lift in monolithic design with standard inner coating with automatic seal
 max. storage capacity of light mineral liquids approx. (litres)
 total waste water capacity approx. (litres)
 connections DN as per DIN 19522 (SML - Rohr),
 DIN 19534 and 19537

Article description for Coalescence separators

Nominal sizes from 6 to 20
 as per EN 858
 and LGA Test results
 made of reinforced concrete as per DIN 4281 secured against buoyant lift in monolithic design with standard inner coating with pre-installed sampling connection.
 Coalescence insert removable for cleaning purposes without separator, function as per EN 858, with automatic seal.
 max. storage capacity of light mineral liquids approx. (litres)
 total waste water capacity approx. (litres)
 connections DN as per DIN 19522 (SML - Rohr),
 DIN 19534 and 19537

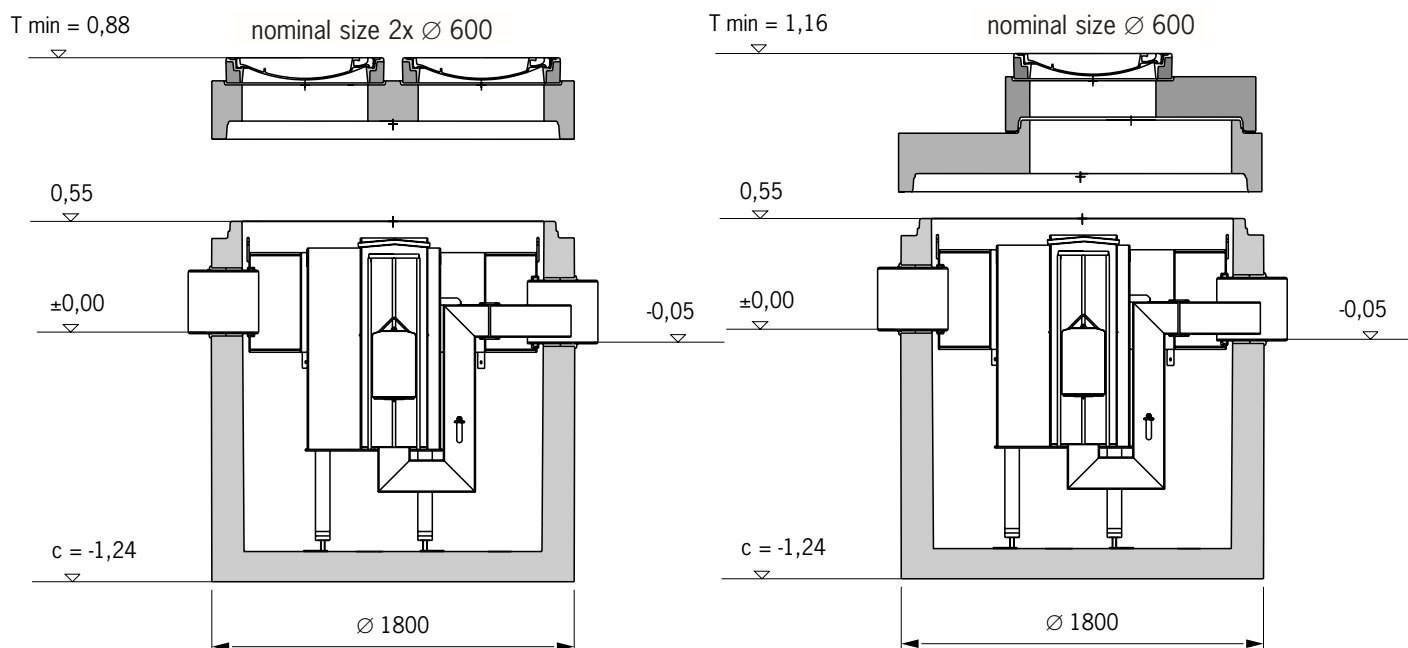
Nominal size NS	Sludge trap (litres)	Total capacity (approx. litres)	Storage capacity of light mineral liquids (litres)	Pipe connection dia	Inlet Q max (l/s)
6	1200	1581	129	300	60
8	1600	1581	129	300	80
10	2500	2985	280	300	80
10	2500	3155	280	400	100
15	3000	5200	525	300	75
15	5000	6158	525	400	150
20	5000	6270	759	400	160

OLEOPASS®

NS 6/60

Standard version

Adjustable version



Nominal size	NS 6			
Sludge trap (litres)	1200			
Manhole cover size	2x 600			
Pipe connection / Outer - Ø	DN 300 / Ø 315			
Heaviest single comp. (kgs)	ca. 4300			
Total weight Stand./Adjust. (kgs)	ca. 5970/6470			
LGA Test Nr.	4980317-08		4980317-07	
Class II / Clas I	Class II		Class I	
Load class	B125	D400	B125	D400
Standard version Order Nr.	741 234	741 434	741 334	741 534
T min. Standard version (mm)	880	880	880	880
T max. Standard version (mm)	1120	1120	1120	1120
Adjust. version Order Nr.	744 234	744 434	744 334	744 534
T min. Adjustable version. (mm)	1160	1160	1160	1160
T max. Adjustable version. (mm)	5550	5550	5550	5550

T min. – min. installation depth

T max. – max. admissible installation depth

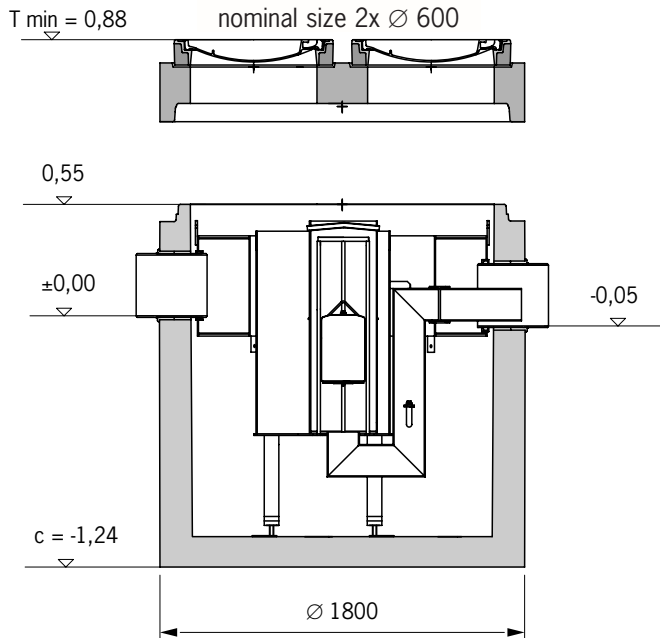
(measured from upper edge of ground to bottom of inlet pipe)

Installation depth T is calculated inclusive each claw 10 mm.

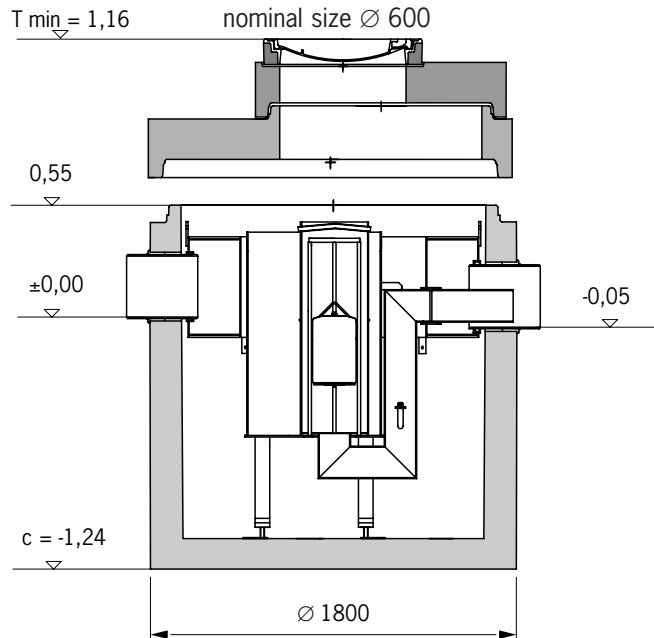
Alternative support rings and other accessories see page 65-66.

**OLEOPASS®
NS 8/80**

Standard version



Adjustable version



Nominal size	NS 8			
Sludge trap (litres)	1600			
Manhole cover size	2x600			
Pipe connection / Outer - Ø	DN 300 / Ø 315			
Heaviest single comp. (kgs)	ca. 4670			
Total weight Stand./Adjust. (kgs)	ca. 5970/6470			
LGA Test Nr.	4980317-08		4980317-07	
Class II / Clas I	Class II		Class I	
Load class	B125	D400	B125	D400
Standard version Order Nr.	741 236	741 436	741 336	741 536
T min. Standard version (mm)	880	880	880	880
T max. Standard version (mm)	1120	1120	1120	1120
Adjust. version Order Nr.	744 236	744 436	744 336	744 536
T min. Adjustable version. (mm)	1160	1160	1160	1160
T max. Adjustable version. (mm)	5550	5550	5550	5550

T min. – min. installation depth

T max. – max. admissible instalation depth

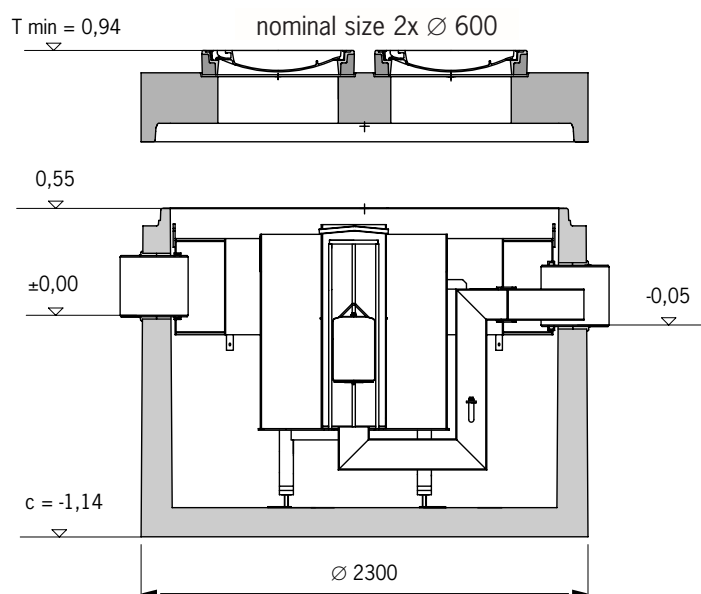
(measured from upper edge of ground to bottom of inlet pipe)

Installation depth T is calculated inclusive each claw 10 mm.

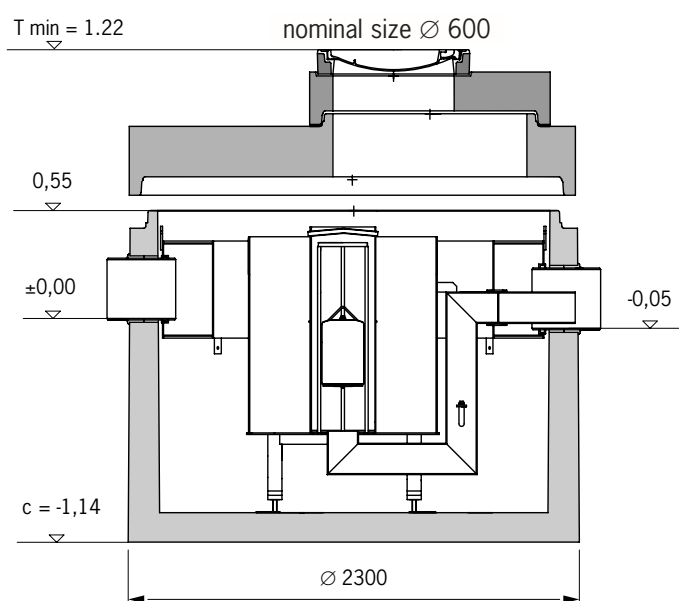
Alternative support rings and other accesories see page 65-66.

OLEOPASS®
NS 10/80

Standard version



Adjustable version



Nominal size	NS 10			
Sludge trap (litres)	2500			
Manhole cover size	2x600			
Pipe connection / Outer - Ø	DN 300 / Ø 315			
Heaviest single comp. (kgs)	ca. 5400			
Total weight Stand./Adjust. (kgs)	ca. 8770/9170			
LGA Test Nr.	4990328-4		4990328-3	
Class II / Clas I	Class II		Class I	
Load class	B125	D400	B125	D400
Standard version Order Nr.	741 238	741 438	741 338	741 538
T min. Standard version (mm)	940	940	940	940
T max. Standard version (mm)	1180	1180	1180	1180
Adjust. version Order Nr.	744 238	744 438	744 338	744 538
T min. Adjustable version. (mm)	1220	1220	1220	1220
T max. Adjustable version. (mm)	5550	5550	5550	5550

T min. – min. installation depth

T max. – max. admissible instalation depth

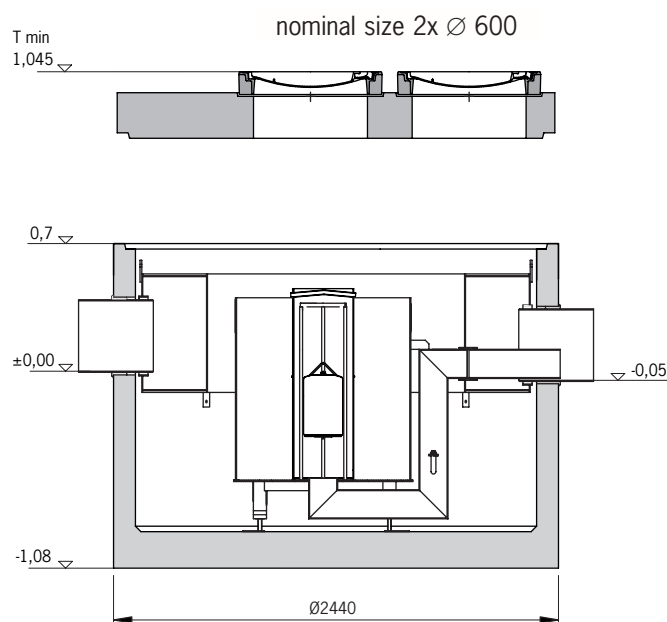
(measured from upper edge of ground to bottom of inlet pipe)

Instalation depth T is calculated inclusive each claw 10 mm.

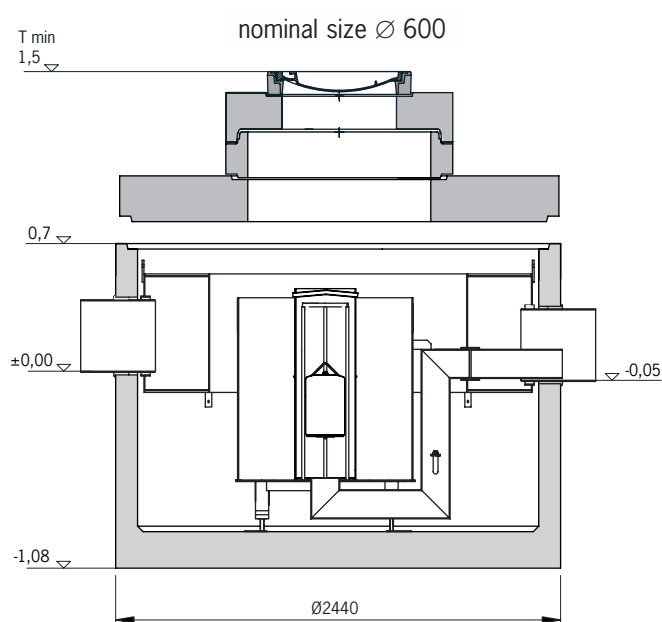
Alternative support rings and other accesories see page 65-66.

**OLEOPASS®
NS 10/100**

Standard version



Adjustable version



Nominal size	NS 10			
Sludge trap (litres)	2500			
Manhole cover size	2x600			
Pipe connection / Outer - Ø	DN 400 / Ø 400			
Heaviest single comp. (kgs)	ca. 5900			
Total weight Stand./Adjust. (kgs)	ca. 8500/8900			
LGA Test Nr.	4990328-04		4990328-03	
Class II / Clas I	Class II		Class I	
Load class	B125	D400	B125	D400
Standard version Order Nr.	741260	741460	741360	741560
T min. Standard version (mm)	1045	1045	1045	1045
T max. Standard version (mm)	1285	1285	1285	1285
Adjust. version Order Nr.	744260	744460	744360	744560
T min. Adjustable version. (mm)	1500	1500	1500	1500
T max. Adjustable version. (mm)	5700	5700	5700	5700

T min. – min. installation depth

T max. – max. admissible instalation depth

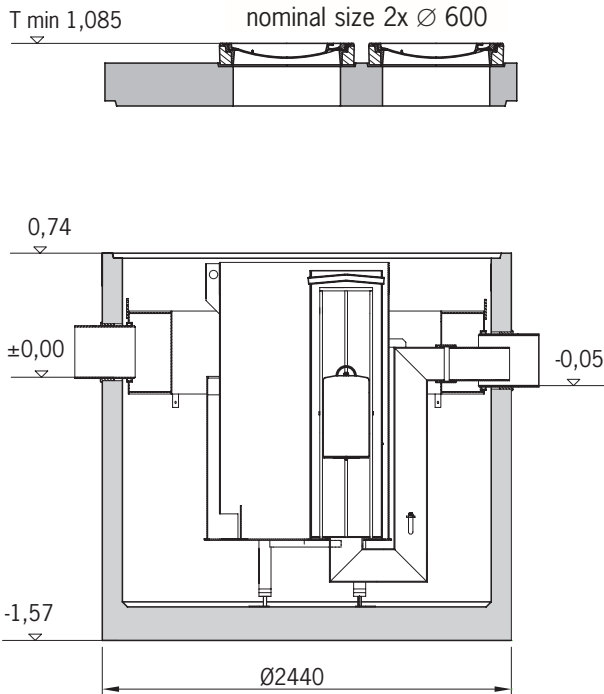
(meassured from upper edge of ground to bottom of inlet pipe)

Installation depth T is calculated inclusive each claw 10 mm.

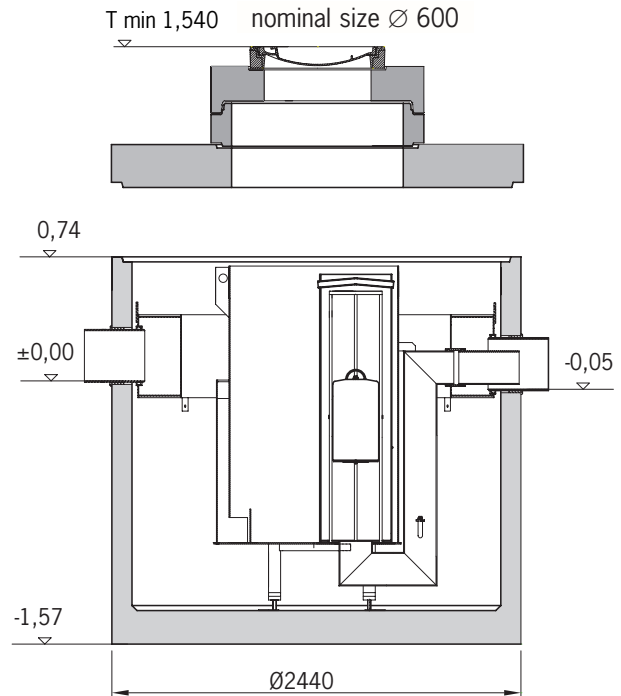
Alternative support rings and other accesories see page 65-66.

OLEOPASS®
NS 15/75

Standard version



Adjustable version



Nominal size	NS 15			
Sludge trap (litres)	3000			
Manhole cover size	2x600			
Pipe connection / Outer - Ø	DN 300 / Ø 315			
Heaviest single comp. (kgs)	ca. 7200			
Total weight Stand./Adjust. (kgs)	ca. 9750/10150			
LGA Test Nr.	4990350-04		4990350-03	
Class II / Clas I	Class II		Class I	
Load class	B125	D400	B125	D400
Standard version Order Nr.	741 254	741 454	741 354	741 554
T min. Standard version (mm)	1085	1085	1085	1085
T max. Standard version (mm)	1325	1325	1325	1325
Adjust. version Order Nr.	744 254	744 454	744 354	744 554
T min. Adjustable version. (mm)	1540	1540	1540	1540
T max. Adjustable version. (mm)	5740	5740	5740	5740

T min. – min. installation depth

T max. – max. admissible instalation depth

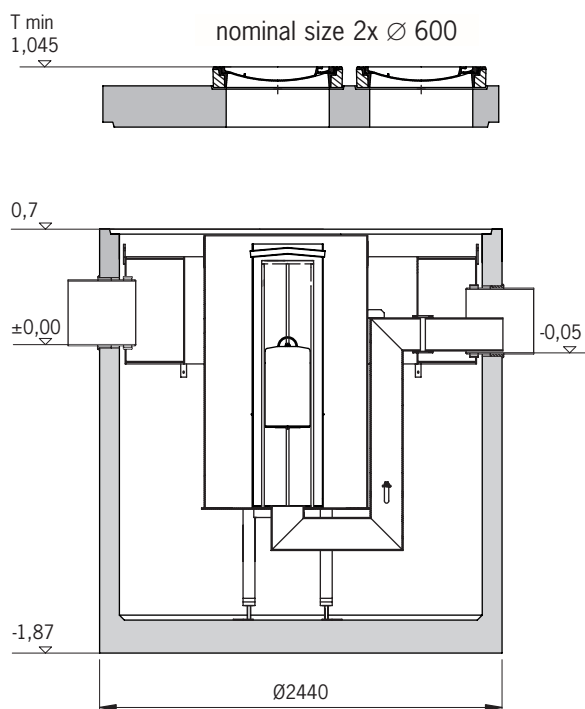
(measured from upper edge of ground to bottom of inlet pipe)

Instalation depth T is calculated inclusive each claw 10 mm.

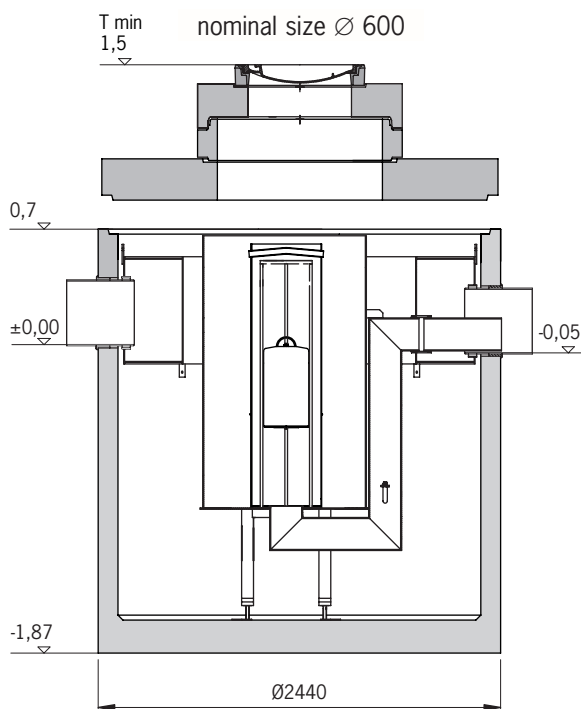
Alternative support rings and other accesories see page 65-66.

**OLEOPASS®
NS 15/150**

Standard version



Adjustable version



Nominal size	NS 15			
Sludge trap (litres)	5000			
Manhole cover size	2x600			
Pipe connection / Outer - Ø	DN 400 / Ø 400			
Heaviest single comp. (kgs)	ca. 7450			
Total weight Stand./Adjust. (kgs)	ca. 10250/10600			
LGA Test Nr.	4990350-04		4990350-03	
Class II / Class I	Class II		Class I	
Load class	B125	D400	B125	D400
Standard version Order Nr.	741262	741462	741362	741562
T min. Standard version (mm)	1045	1045	1045	1045
T max. Standard version (mm)	1285	1285	1285	1285
Adjust. version Order Nr.	744262	744462	744362	744562
T min. Adjustable version. (mm)	1500	1500	1500	1500
T max. Adjustable version. (mm)	5700	5700	5700	5700

T min. – min. installation depth

T max. – max. admissible installation depth

(measured from upper edge of ground to bottom of inlet pipe)

Installation depth T is calculated inclusive each claw 10 mm.

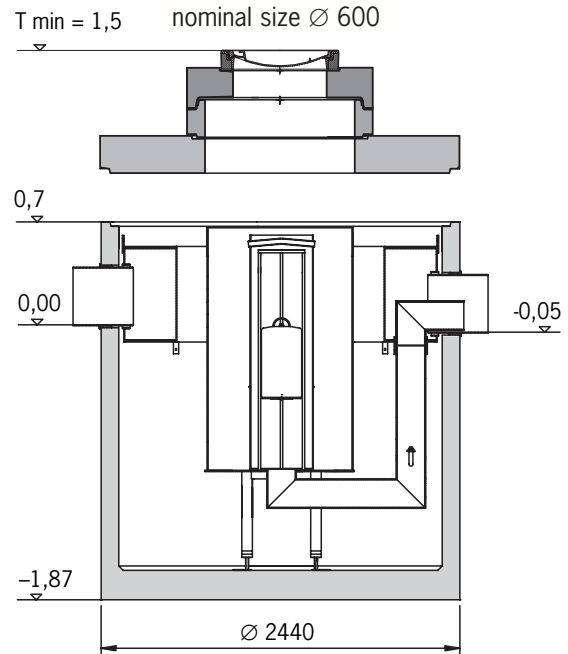
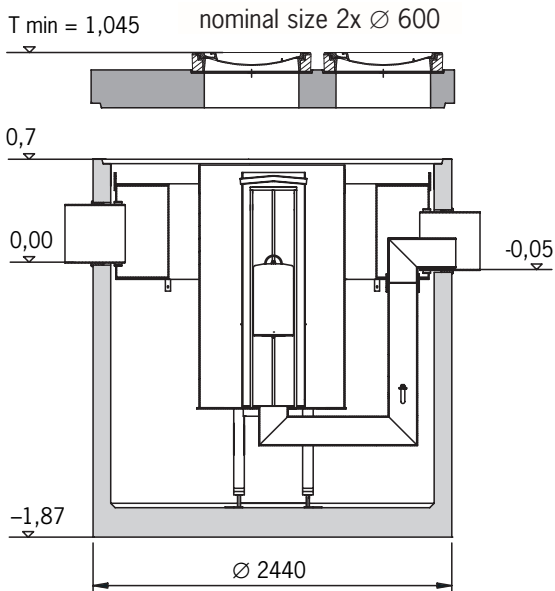
Alternative support rings and other accessories see page 65-66.

OLEOPASS®
NS 20/160

Standard version

Class II/ Class I
2403-400-50

Adjustable version



Nominal size	NS 20			
Sludge trap (litres)	5000			
Manhole cover size	2x600			
Pipe connection / Outer - Ø	DN 400 / Ø 400			
Heaviest single comp. (kgs)	ca. 7650			
Total weight Stand./Adjust. (kgs)	ca. 10350/10750			
LGA Test Nr.	4990350-08		4990350-07	
Class II / Clas I	Class II		Class I	
Load class	B125	D400	B125	D400
Standard version Order Nr.	741 264	741 464	741 364	741 564
T min. Standard version (mm)	1045	1045	1045	1045
T max. Standard version (mm)	1285	1285	1285	1285
Adjust. version Order Nr.	744 264	744 464	744 364	744 564
T min. Adjustable version. (mm)	1500	1500	1500	1500
T max. Adjustable version. (mm)	5700	5700	5700	5700

T min. – min. installation depth

T max. – max. admissible instalation depth

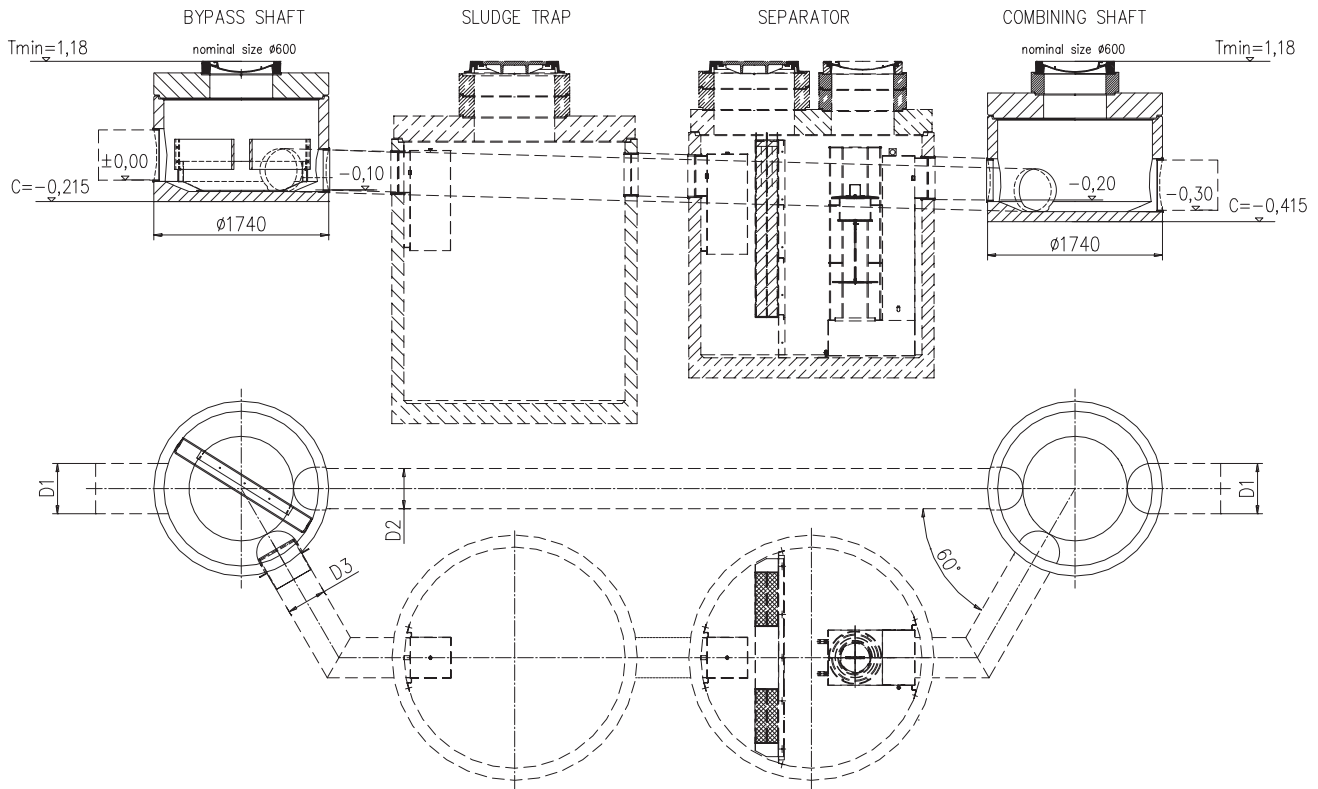
(measured from upper edge of ground to bottom of inlet pipe)

Instalation depth T is calculated inclusive each claw 10 mm.

Alternative support rings and other accesories see page 65-66.

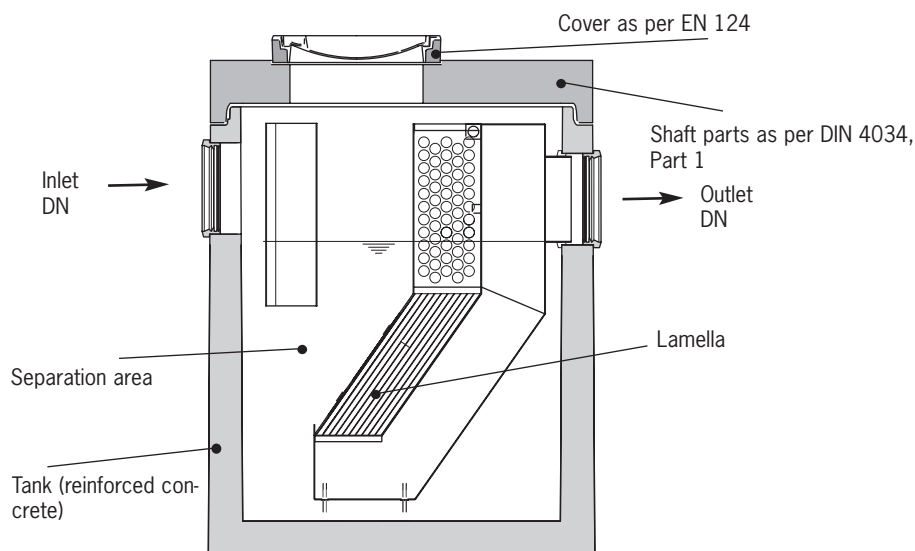
OLEOPATOR WITH EXTERNAL BYPASS

System example:



Flow rate NS / Q max	Bypass unit					Collecting unit				
	Pipe connection DN			Part. No.		Pipe connection DN			Part. No.	
	Inlet D1	Outlet bypass pipe D2	Outlet separator D3	Load class B 125	Load class D 400	Inlet bypass pipe D2	Inlet separator D3	Outlet D1	Load class B 125	Load class D 400
30/150	400	300	250	740922	740923	300	250	400	740924	740925
30/300	500	400	250	740928	740927	400	250	500	740930	740931
40/200	400	400	300	740934	740932	400	300	400	740936	740937
40/400	500	500	300	740940	740941	500	300	500	740942	740943
50/250	400	400	300	740946	740947	400	300	400	740936	740937
50/500	600	500	300	740952	740953	500	300	600	740954	740955
65/200	500	300	300	740958	740959	300	300	500	740960	740961
65/325	500	400	300	740964	740965	400	300	500	740966	740967
80/200	400	300	400	740970	740971	300	400	400	740972	740973
80/400	500	500	400	740976	740977	500	400	500	740978	740979
100/250	400	400	400	740982	740983	400	400	400	740984	740985
100/400	500	500	400	740988	740989	500	400	500	740978	740979
100/600	600	500	400	740994	740995	500	400	600	740996	740997

LAMELLA SEPARATOR



Lamellen Separators

- Your benefits:**
- Compact design
 - Better Price
 - High storage capacity of light mineral liquids
 - Easy access for maintenance, cleaning and waste disposal

Article description for petrol separators

Nominal sizes: from 10 to 40

Tested as per EN 858

made of reinforced concrete as per DIN 4281 secured against buoyant lift in monolithic design with standard inner coating with automatic seal

max. storage capacity of light mineral liquids approx. (litres)

total waste water capacity approx. (litres)

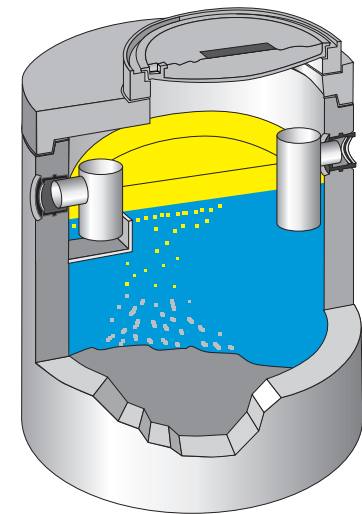
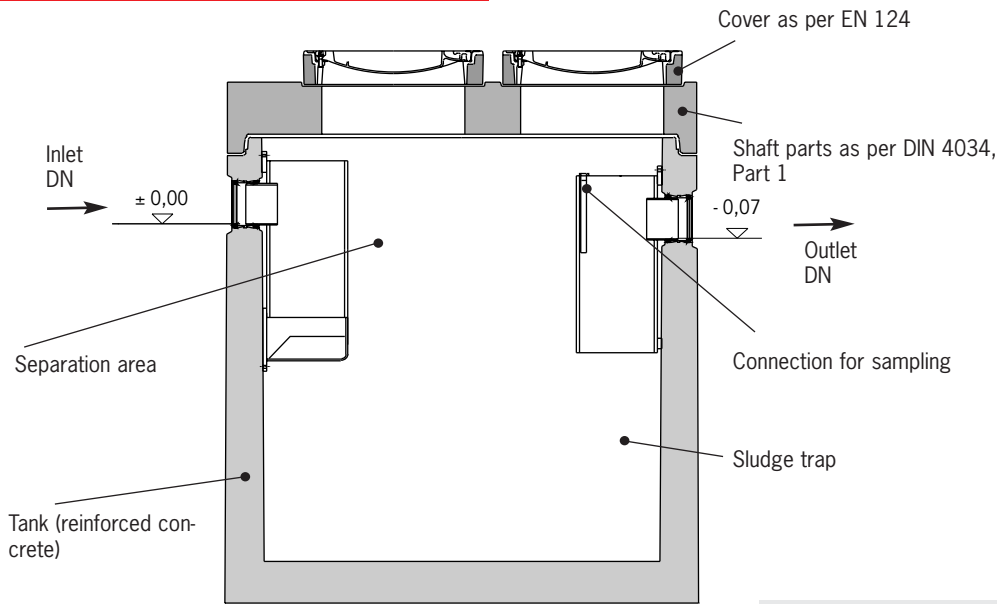
connections DN as per DIN 19522 (SML - Rohr),

DIN 19534 and 19537

Nominal size NS	Total capacity (litres)	Max storage capacity of light mineral liquids approx. (litres)	Pipe connection DN	Q max. l/s
10	3200	506	300	100
20	3000	506	400	200
30	5300	1109	400	300
40	5000	795	500	400

Price and delivery on request.

LIPUMAX®



Your benefits: - Good buy and low maintenance cost

- Easy build-in, low space demand

- Inner parts produced from long-life plastic

Article description for Grease separators

LIPUMAX®

Nominal sizes: from 1 to 25

as per EN 1825 / DIN 4040

with integrated Sludge trap Inhalt (litres)

made of reinforced concrete as per DIN 4281 secured against buoyant

lift in monolithic design with standard inner coating

with connection possibility for sample checker

max. grease trap volume approx. (litres)

total waste water capacity approx. (litres)

Connection as per DN

DIN 19522 (SML-Pipe only DN 100/150),

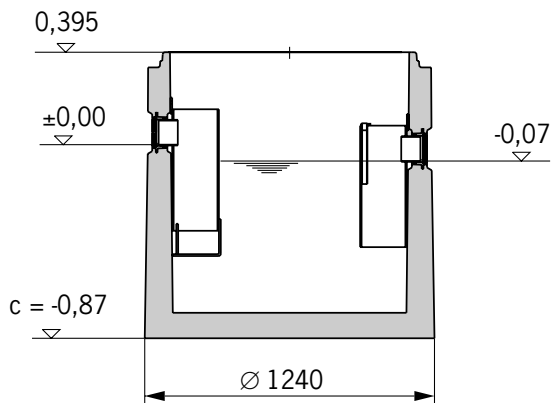
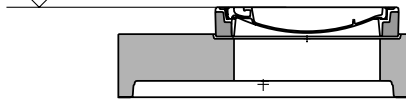
DIN 19534 and 19537

Nominal size NS	Sludge trap (litres)	Pipe connection DN	Total capacity (approx. litres)	Grease tank volume (approx. litres)
1	100	100	511	180
1-2	200	100	711	180
2	400	100	805	180
4	400	150	785	210
4	800	150	1459	290
7	700	150	1459	290
7	1400	150	2615	400
10	1000	150	2209	400
10	2000	150	3207	400
15	3000	200	5740	1140
15-20	2000	200	5065	1140
25	2500	250	5170	1120
25	5000	250	7622	1120

LIPUMAX®
NS 1 SF 100

Adjustable version

T min = 0,725 nominal size Ø 600



Nominal size	NS 1			
Sludge trap (litres)	100			
Manhole cover size	600			
Pipe connection / Outer - Ø	DN 100 / Ø 110			
Heaviest single comp. (kgs)	ca. 1630			
Total weight (kgs)	ca. 2290			
LGA Test Nr.	490174-04A			
Type of Cover	L		G	
Load class	B125	D400	B125	D400
Adjust. version Order Nr.	740 281	740 481	740 381	740 581
T min. (mm)	725	725	725	725
T max. (mm)	5395	5395	5395	5395

L – loose

G – fixed, foul air save

T min. – min. installation depth

T max. – max. admissible installation depth

(measured from upper edge of ground to bottom of inlet pipe)

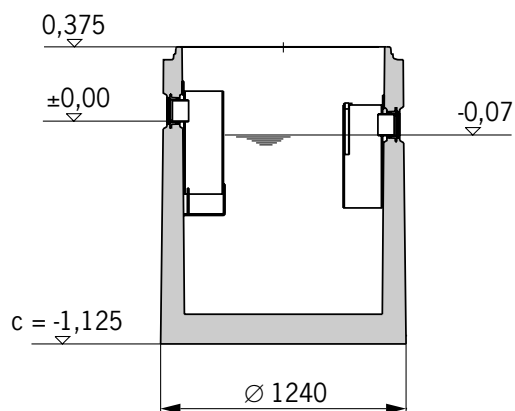
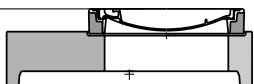
Installation depth T is calculated inclusive each claw 10 mm.

Alternative support rings and other accessories see page 65-66.

LIPUMAX®
NS 1-2 SF 200

Adjustable version

T min = 0,705 nominal size Ø 600



Nominal size	NS 1-2			
Sludge trap (litres)	200			
Manhole cover size	600			
Pipe connection / Outer - Ø	DN 100 / Ø 110			
Heaviest single comp. (kgs)	ca. 1880			
Total weight (kgs)	ca. 2540			
LGA Test Nr.	490174-04A			
Type of Cover	L		G	
Load class	B125	D400	B125	D400
Adjust. version Order Nr.	740 283	740 483	740 383	740 583
T min. (mm)	705	705	705	705
T max. (mm)	5375	5375	5375	5375

L – loose

G – fixed, foul air save

T min. – min. installation depth

T max. – max. admissible installation depth

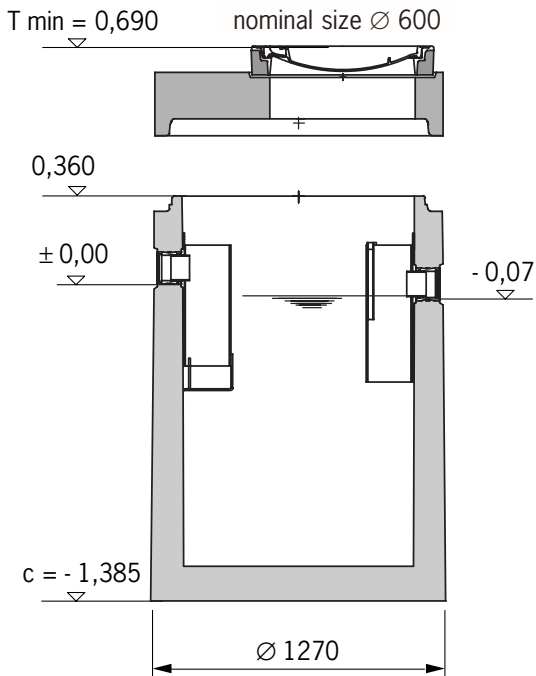
(measured from upper edge of ground to bottom of inlet pipe)

Installation depth T is calculated inclusive each claw 10 mm.

Alternative support rings and other accessories see page 65-66.

LIPUMAX®
NS 2 SF 400

Adjustable version



Nominal size	NS 2			
Sludge trap (litres)	400			
Manhole cover size	600			
Pipe connection / Outer - Ø	DN 100 / Ø 110			
Heaviest single comp. (kgs)	ca. 2250			
Total weight (kgs)	ca. 2900			
LGA Test Nr.	490174-04A			
Type of Cover	L		G	
Load class	B125	D400	B125	D400
Adjust. version Order Nr.	740 273	740 473	740 373	740 573
T min. (mm)	690	690	690	690
T max. (mm)	5360	5360	5360	5360

L – loose

G – fixed, foul air save

T min. – min. installation depth

T max. – max. admissible installation depth

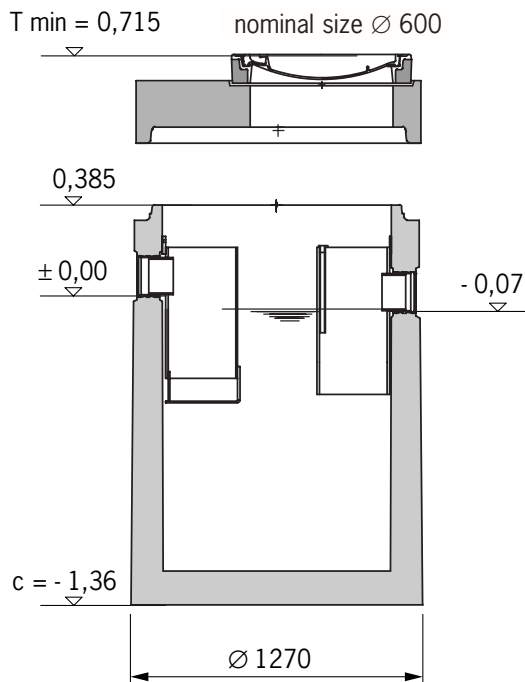
(measured from upper edge of ground to bottom of inlet pipe)

Installation depth T is calculated inclusive each claw 10 mm.

Alternative support rings and other accessories see page 65-66.

LIPUMAX®
NS 4 SF 400

Adjustable version



Nominal size	NS 4			
Sludge trap (litres)	400			
Manhole cover size	600			
Pipe connection / Outer - Ø	DN 150 / Ø 160			
Heaviest single comp. (kgs)	ca. 2250			
Total weight (kgs)	ca. 2900			
LGA Test Nr.	490174-04A			
Type of Cover	L		G	
Load class	B125	D400	B125	D400
Adjust. version Order Nr.	740 275	740 475	740 375	740 575
T min. (mm)	715	715	715	715
T max. (mm)	5385	5385	5385	5385

L – loose

G – fixed, foul air save

T min. – min. installation depth

T max. – max. admissible installation depth

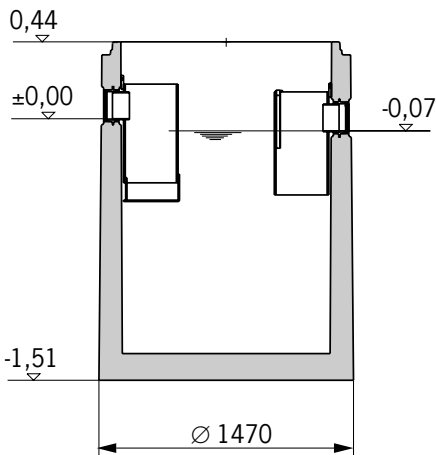
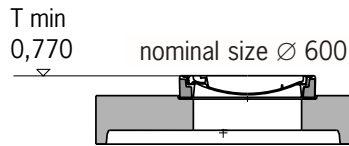
(measured from upper edge of ground to bottom of inlet pipe)

Installation depth T is calculated inclusive each claw 10 mm.

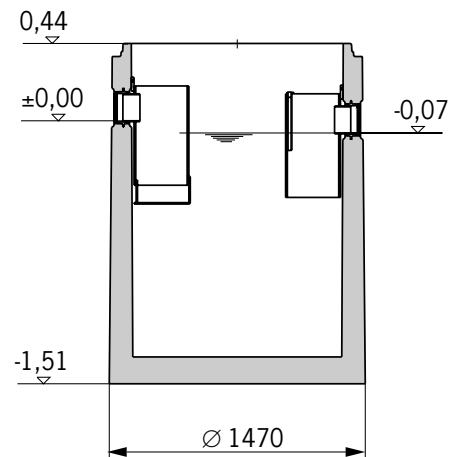
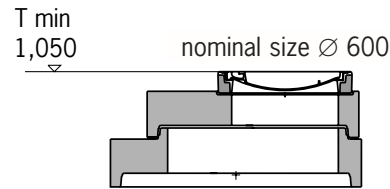
Alternative support rings and other accessories see page 65-66.

LIPUMAX®
NS 4 SF 800

Standard version



Adjustable version



Nominal size	NS 4			
Sludge trap (litres)	800			
Manhole cover size	600			
Pipe connection / Outer - \varnothing	DN 150 / \varnothing 160			
Heaviest single comp. (kgs)	ca. 3180			
Total weight Stand./Adjust. (kgs)	ca. 4220/4900			
LGA Test Nr.	4970174-05A			
Type of Cover	L		G	
Load class	B125	D400	B125	D400
Standard version Order Nr.	740 289	740 489	740 389	740 589
T min. Standard version (mm)	770	770	770	770
T max. Standard version (mm)	1010	1010	1010	1010
Adjust. version Order Nr.	743 289	743 489	743 389	743 589
T min. Adjustable version. (mm)	1050	1050	1050	1050
T max. Adjustable version. (mm)	5440	5440	5440	5440

L – loose

G – fixed, foul air save

T min. – min. installation depth

T max. – max. admissible installation depth

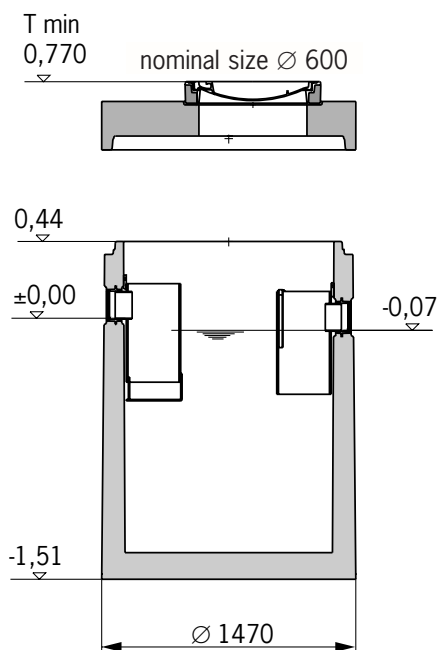
(measured from upper edge of ground to bottom of inlet pipe)

Installation depth T is calculated inclusive each claw 10 mm.

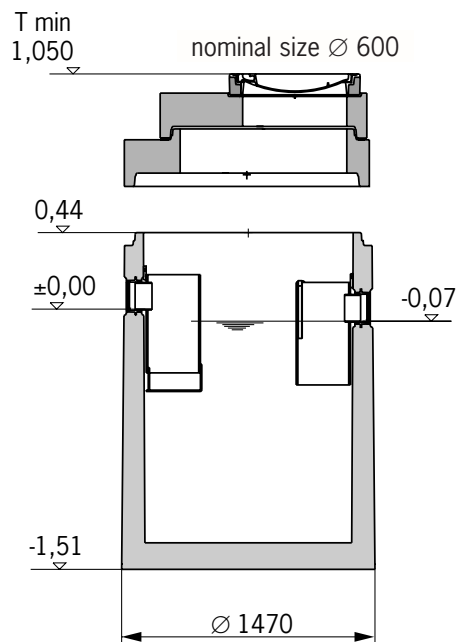
Alternative support rings and other accessories see page 65-66.

LIPUMAX®
NS 7 SF 700

Standard version



Adjustable version



Nominal size	NS 7			
Sludge trap (litres)	700			
Manhole cover size	600			
Pipe connection / Outer - Ø	DN 150 / Ø 160			
Heaviest single comp. (kgs)	ca. 3180			
Total weight Stand./Adjust. (kgs)	ca. 4220/4970			
LGA Test Nr.	4970174-17			
Type of Cover	L		G	
Load class	B125	D400	B125	D400
Standard version Order Nr.	740 291	740 491	740 391	740 591
T min. Standard version (mm)	770	770	770	770
T max. Standard version (mm)	1010	1010	1010	1010
Adjust. version Order Nr.	743 291	743 491	743 391	743 591
T min. Adjustable version. (mm)	1050	1050	1050	1050
T max. Adjustable version. (mm)	5440	5440	5440	5440

L – loose

G – fixed, foul air save

T min. – min. installation depth

T max. – max. admissible installation depth

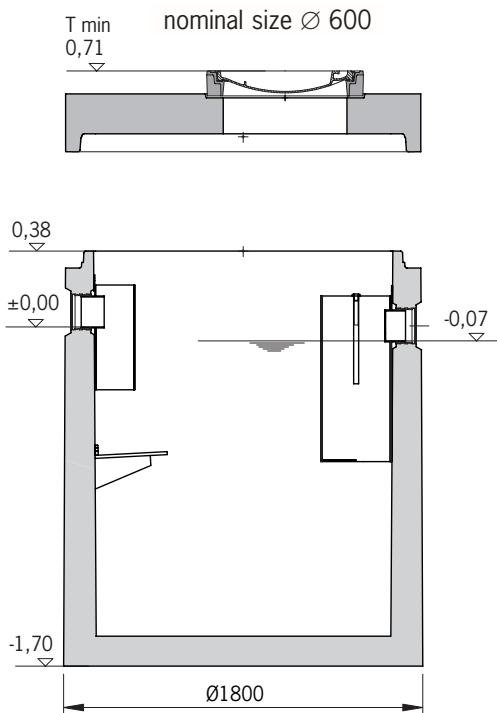
(measured from upper edge of ground to bottom of inlet pipe)

Installation depth T is calculated inclusive each claw 10 mm.

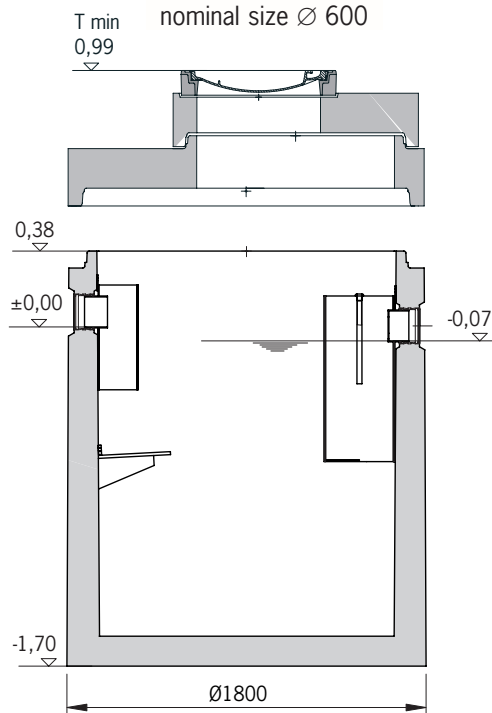
Alternative support rings and other accessories see page 65-66.

LIPUMAX®
NS 7 SF 1400

Standard version



Adjustable version



Nominal size	NS 7			
Sludge trap (litres)	1400			
Manhole cover size	600			
Pipe connection / Outer - Ø	DN 150 / Ø 160			
Heaviest single comp. (kgs)	ca. 4820			
Total weight Stand./Adjust. (kgs)	ca. 6350/6650			
LGA Test Nr.	BMW 0420354-05			
Type of Cover	L		G	
Load class	B125	D400	B125	D400
Standard version Order Nr.	746293	746493	746393	746593
T min. Standard version (mm)	710	710	710	710
T max. Standard version (mm)	950	950	950	950
Adjust. version Order Nr.	746693	746893	746793	746993
T min. Adjustable version. (mm)	990	990	990	990
T max. Adjustable version. (mm)	5380	5380	5380	5380

L – loose

G – fixed, foul air save

T min. – min. installation depth

T max. – max. admissible installation depth

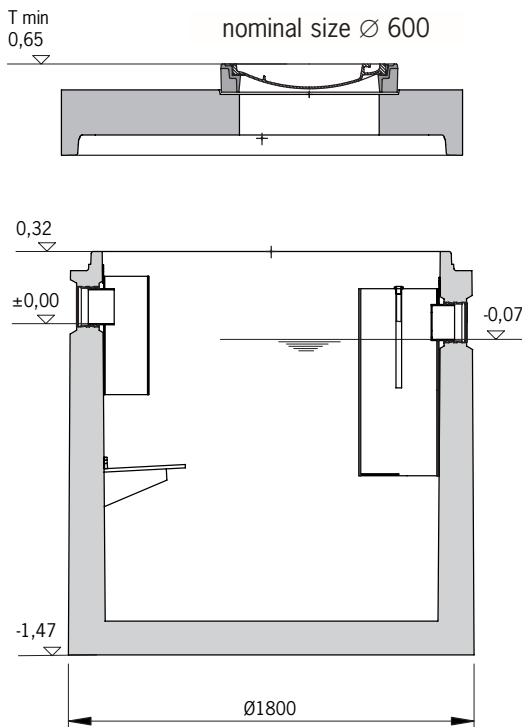
(measured from upper edge of ground to bottom of inlet pipe)

Installation depth T is calculated inclusive each claw 10 mm.

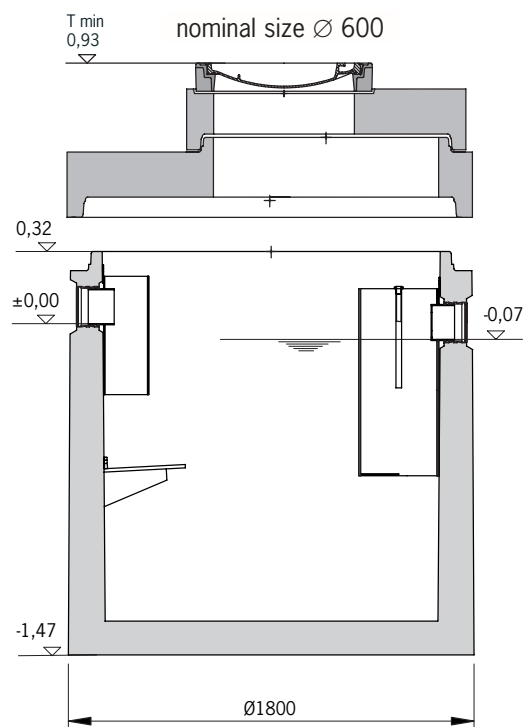
Alternative support rings and other accessories see page 65-66.

**LIPUMAX®
NS 10 SF 1000**

Standard version



Adjustable version



Nominal size	NS 10			
Sludge trap (litres)	1000			
Manhole cover size	600			
Pipe connection / Outer - Ø	DN 150 / Ø 160			
Heaviest single comp. (kgs)	ca. 4300			
Total weight Stand./Adjust. (kgs)	ca. 5750/6050			
LGA Test Nr.	BMW 0420354-05			
Type of Cover	L		G	
Load class	B125	D400	B125	D400
Standard version Order Nr.	746295	746495	746395	746595
T min. Standard version (mm)	650	650	650	650
T max. Standard version (mm)	890	890	890	890
Adjust. version Order Nr.	746695	746895	746795	746995
T min. Adjustable version. (mm)	930	930	930	930
T max. Adjustable version. (mm)	5320	5320	5320	5320

L – loose

G – fixed, foul air save

T min. – min. installation depth

T max. – max. admissible installation depth

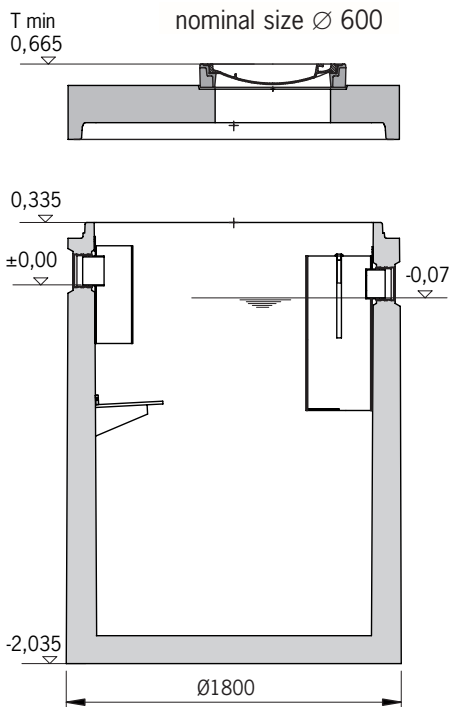
(measured from upper edge of ground to bottom of inlet pipe)

Installation depth T is calculated inclusive each claw 10 mm.

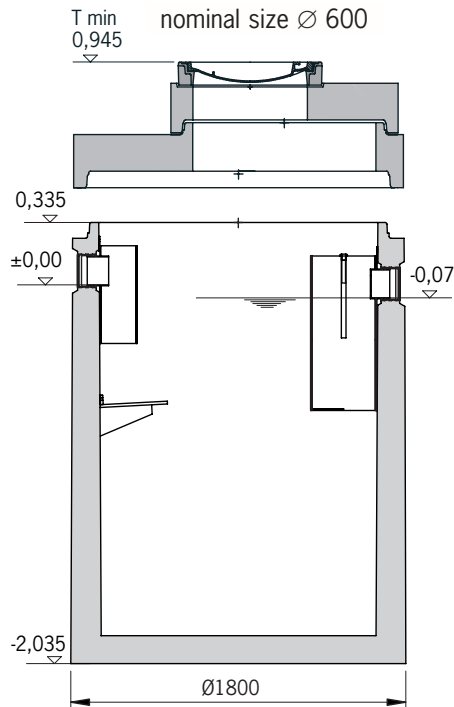
Alternative support rings and other accessories see page 65-66.

LIPUMAX®
NS 10 SF 2000

Standard version



Adjustable version



Nominal size	NS 10			
Sludge trap (litres)	2000			
Manhole cover size	600			
Pipe connection / Outer - Ø	DN 150 / Ø 160			
Heaviest single comp. (kgs)	ca. 5350			
Total weight Stand./Adjust. (kgs)	ca. 6600/6800			
LGA Test Nr.	BMW 0420354-05			
Type of Cover	L		G	
Load class	B125	D400	B125	D400
Standard version Order Nr.	746297	746497	746397	746597
T min. Standard version (mm)	665	665	665	665
T max. Standard version (mm)	905	905	905	905
Adjust. version Order Nr.	746697	746897	746797	746997
T min. Adjustable version. (mm)	945	945	945	945
T max. Adjustable version. (mm)	5335	5335	5335	5335

L – loose

G – fixed, foul air save

T min. – min. installation depth

T max. – max. admissible instalation depth

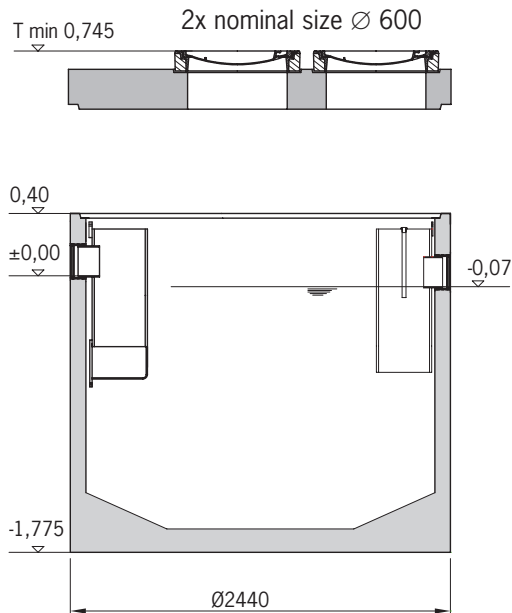
(meassured from upper edge of ground to bottom of inlet pipe)

Instalation depth T is calculated inclusive each claw 10 mm.

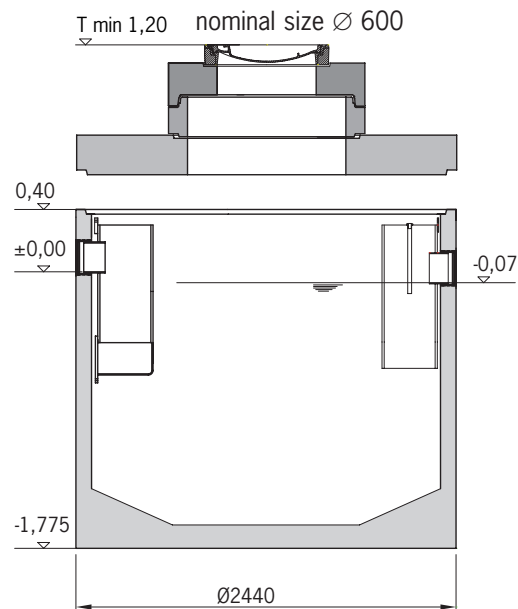
Alternative support rings and other accesories see page 65-66.

**LIPUMAX®
NS 15 SF 3000**

Standard version



Adjustable version



Nominal size	NS 15			
Sludge trap (litres)	3000			
Manhole cover size	2x 600			
Pipe connection / Outer - Ø	DN 300/ Ø 315			
Heaviest single comp. (kgs)	ca. 6650			
Total weight (kgs)	ca. 9650			
LGA Test Nr.	BMW 0220344-03			
Type of Cover	L		G	
Load class	B125	D400	B125	D400
Standard version Order Nr.	746241	746441	746341	746541
T min. Standard version (mm)	745	745	745	745
T max. Standard version (mm)	985	985	985	985
Adjust. version Order Nr.	746641	746841	746741	746941
T min. Adjustable version. (mm)	1200	1200	1200	1200
T max. Adjustable version. (mm)	5400	5400	5400	5400

L – loose

G – fixed, foul air save

T min. – min. installation depth

T max. – max. admissible installation depth

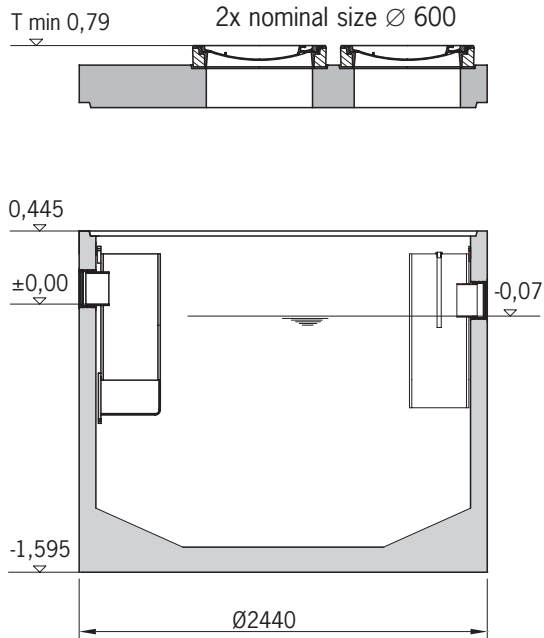
(measured from upper edge of ground to bottom of inlet pipe)

Installation depth T is calculated inclusive each claw 10 mm.

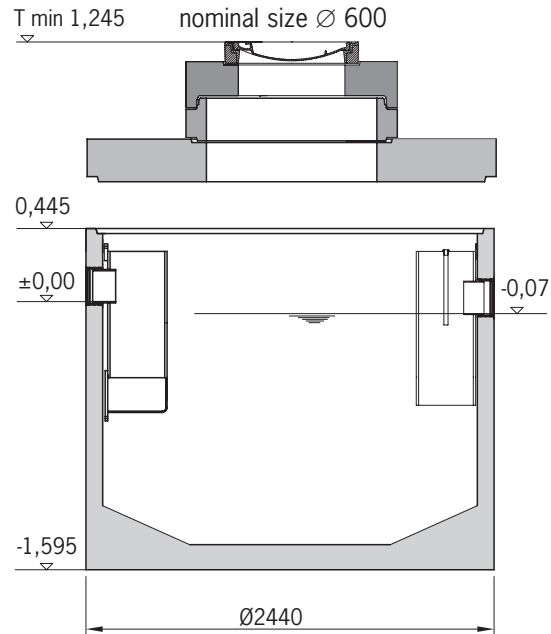
Alternative support rings and other accessories see page 65-66.

LIPUMAX®
NS 15-20 SF 2000

Standard version



Adjustable version



Nominal size	NS 15-20			
Sludge trap (litres)	2000			
Manhole cover size	2x 600			
Pipe connection / Outer - Ø	DN 200/ Ø 200			
Heaviest single comp. (kgs)	ca. 6350			
Total weight Stand./Adjust. (kgs)	ca. 9000/9350			
LGA Test Nr.	BMW 0220344-03			
Type of Cover	L		G	
Load class	B125	D400	B125	D400
Standard version Order Nr.	746 243	746 443	746 343	746 543
T min. Standard version (mm)	790	790	790	790
T max. Standard version (mm)	1030	1030	1030	1030
Adjust. version Order Nr.	746 643	746 843	746 743	746 943
T min. Adjustable version. (mm)	1245	1245	1245	1245
T max. Adjustable version. (mm)	5445	5445	5445	5445

L – loose

G – fixed, foul air save

T min. – min. installation depth

T max. – max. admissible installation depth

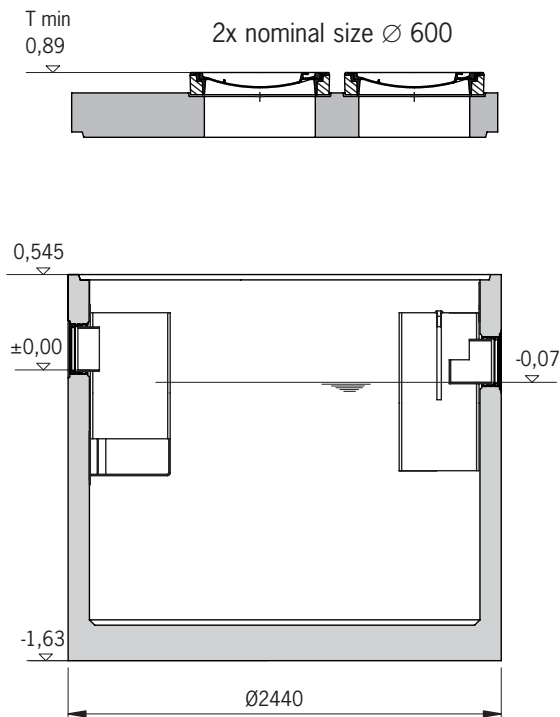
(measured from upper edge of ground to bottom of inlet pipe)

Installation depth T is calculated inclusive each claw 10 mm.

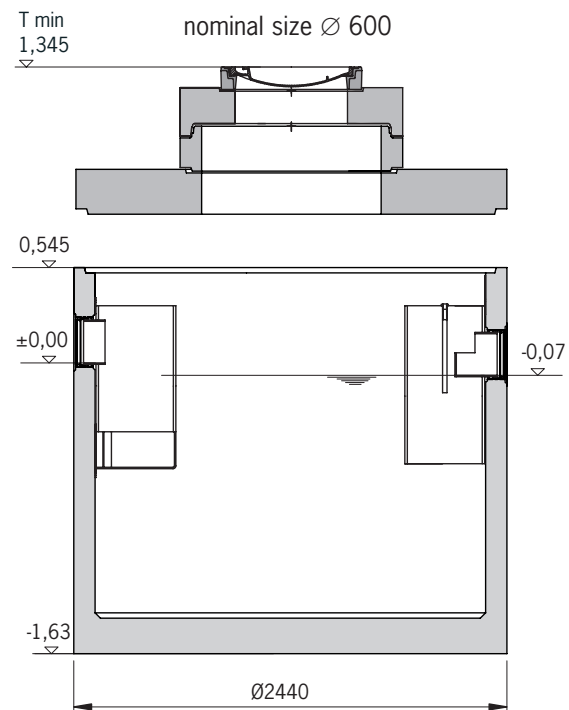
Alternative support rings and other accessories see page 65-66.

**LIPUMAX®
NS 25 SF 2500**

Standard version



Adjustable version



Nominal size	NS 25			
Sludge trap (litres)	2500			
Manhole cover size	2x 600			
Pipe connection / Outer - Ø	DN 250/ Ø 250			
Heaviest single comp. (kgs)	ca. 6500			
Total weight Stand./Adjust. (kgs)	ca. 9300/9600			
LGA Test Nr.	5351326-01			
Type of Cover	L		G	
Load class	B125	D400	B125	D400
Standard version Order Nr.	746281	746481	746381	746581
T min. Standard version (mm)	890	890	890	890
T max. Standard version (mm)	1130	1130	1130	1130
Adjust. version Order Nr.	746681	746881	746781	746981
T min. Adjustable version. (mm)	1345	1345	1345	1345
T max. Adjustable version. (mm)	5545	5545	5545	5545

L – loose

G – fixed, foul air save

T min. – min. installation depth

T max. – max. admissible installation depth

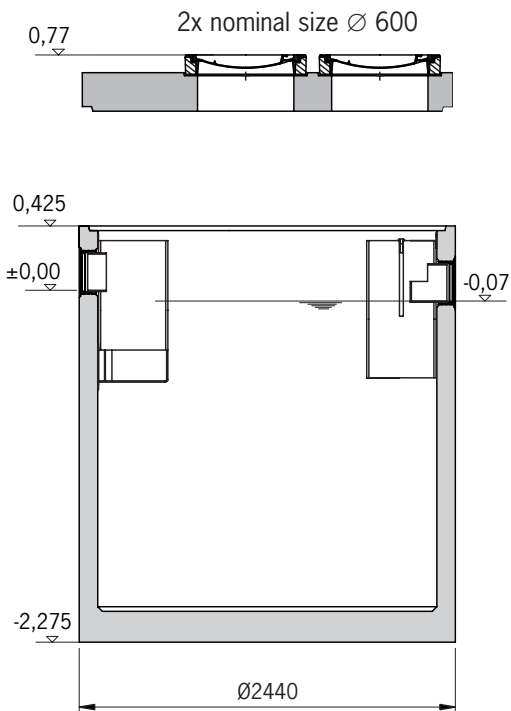
(measured from upper edge of ground to bottom of inlet pipe)

Installation depth T is calculated inclusive each claw 10 mm.

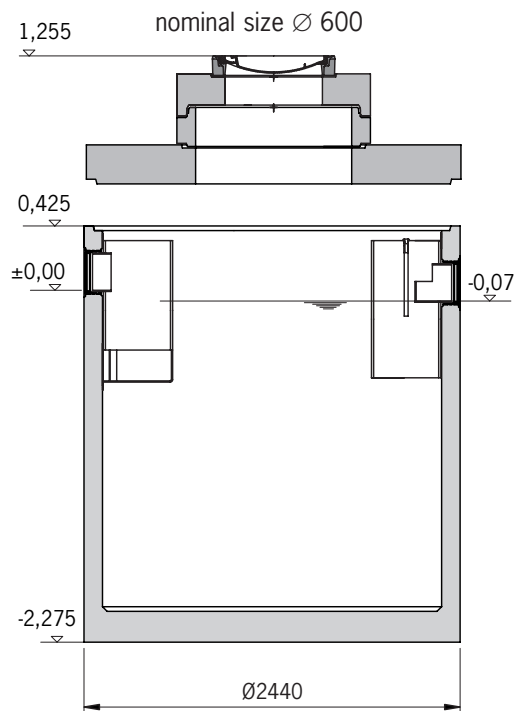
Alternative support rings and other accessories see page 65-66.

LIPUMAX®
NS 25 SF 5000

Standard version



Adjustable version



Nominal size	NS 25			
Sludge trap (litres)	5000			
Manhole cover size	2x 600			
Pipe connection / Outer - Ø	DN 250/ Ø 250			
Heaviest single comp. (kgs)	ca. 7600			
Total weight Stand./Adjust. (kgs)	ca. 10400/10700			
LGA Test Nr.	5351326-01			
Type of Cover	L		G	
Load class	B125	D400	B125	D400
Standard version Order Nr.	746283	746483	746383	746583
T min. Standard version (mm)	770	770	770	770
T max. Standard version (mm)	1010	1010	1010	1010
Adjust. version Order Nr.	746683	746883	746783	746983
T min. Adjustable version. (mm)	1255	1255	1255	1255
T max. Adjustable version. (mm)	5425	5425	5425	5425

L – loose

G – fixed, foul air save

T min. – min. installation depth

T max. – max. admissible installation depth

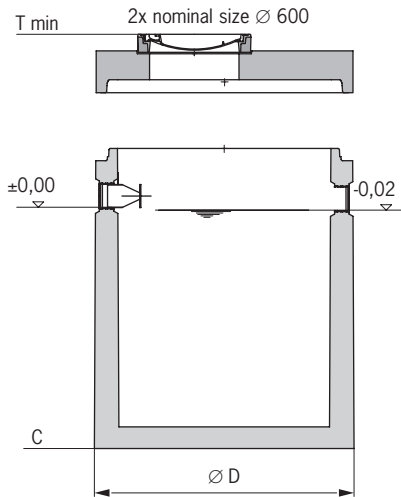
(measured from upper edge of ground to bottom of inlet pipe)

Installation depth T is calculated inclusive each claw 10 mm.

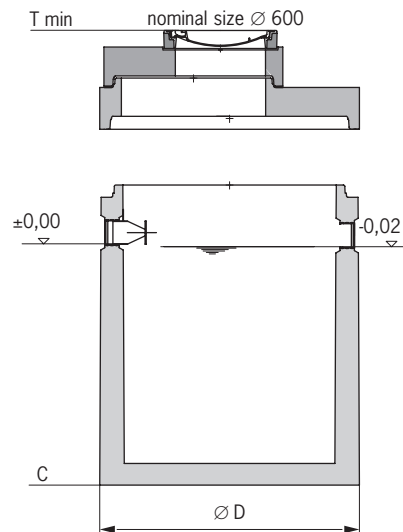
Alternative support rings and other accessories see page 65-66.

SLUDGE TRAP SF 650 – 10 000

Standard version



Adjustable version



**Your benefits: - Guaranteed combination possibility
with all Separators**

- Limited transportation weight
- Fast and easy build-in

Article description for Sludge traps

Total capacity (litres)

made of reinforced concrete as per DIN 4281 secured against buoyant lift in monolithic design with standard inner coating

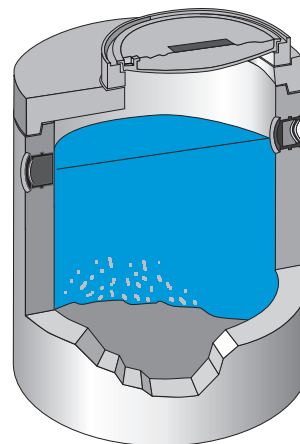
Manhole cover

- with text „Separator“
- standard top / tight fitting - screwed
- nominal size (600 / 1000) mm,
- Load Class (B125 / D400),

Connections DN ...

as per DIN 19522 (SML-Rohr), with DN 100 / DN 150 and

as per DIN 19534 (PVC-Rohr) and 19537 (HDPE-Rohr)

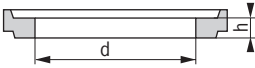

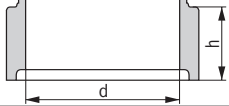


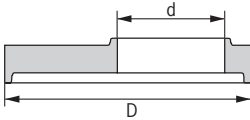
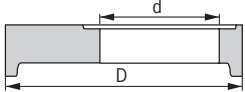
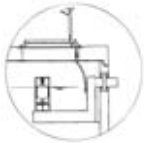

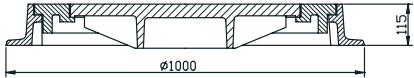
	Load class						Load class					
	B 125		Standard version		Adjust. version		D 400		Standard version		Adjust. version	
Volume	DN	D (mm)	C (mm)	T min. ¹⁾	T min. ²⁾	Weight (kg)	Art. Nr.	Art. Nr.	Weight (kg)	Art. Nr.	Art. Nr.	
650	150	1240	1125	705	705	2570	-	740 803	2650	-	740 805	
2500	150	1800	1675	735	1015	6120	740 809	743 809	6200	740 811	743 811	
2500	200	1800	1650	760	1040	6120	740 815	743 815	6200	740 817	743 817	
3000	200	1800	1895	805	1085	6720	740 821	743 821	6800	740 823	743 823	
3000	250	1800	1870	830	1110	6720	740 827	743 827	6800	740 829	743 829	
4000	300	2440	1210	915	1370	8270	740 894	743 894	8350	740 895	743 895	
5000	150	2300	1800	860	1140	9520	740 833	743 833	9600	740 835	743 835	
5000	200	2300	1810	850	1130	9530	740 839	743 839	9600	740 841	743 841	
5000	300	2440	1545	975	1430	9120	740 890	743 890	9200	740 891	743 891	
6000	200	2300	2105	865	1145	10320	740 845	743 845	10400	740 847	743 847	
6000	250	2300	2080	890	1170	10320	740 851	743 851	10400	740 853	743 853	
6500	300	2440	2040	875	1330	9900	740 886	743 886	9980	740 887	743 887	
8000	300	2440	2305	870	1325	10720	740 898	743 898	10800	740 899	743 899	
8000	400	2440	2160	1015	1470	10700	740 902	743 902	10800	740 903	743 903	
9000	250	2800	2005	875	1155	13520	740 857	743 857	13600	740 859	743 859	
10000 ³⁾	400	2440	2710	-	915	10710	-	744 901	10790	-	744 902	
10000	250	2800	2210	1180	1460	15020	740 863	740 863	15100	740 865	743 865	
10000	400	2800	2210	1180	1460	15000	740 912	740 912	15080	740 913	743 913	

¹⁾ Standard version, ²⁾ Adjustable version, ³⁾ Adjustable version with offset pipes only

Other combination of volume and DN available on request.

SEPARATORS – ACCESSORIES

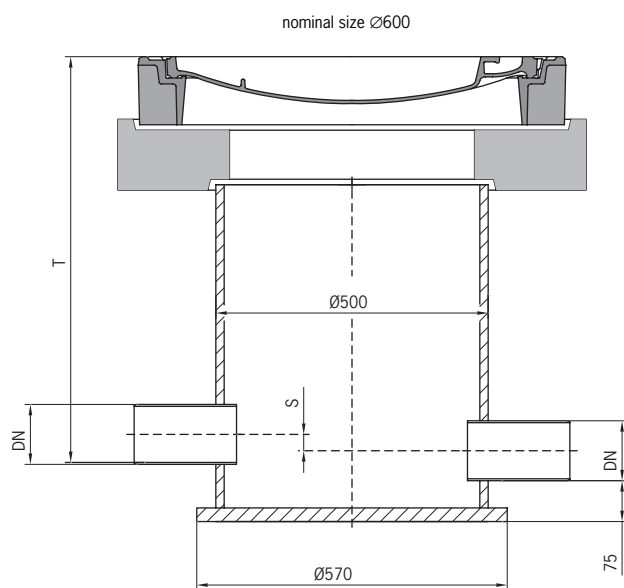
	Typ dxh	Weight	Order. Nr.	Picture
Support and shaft ring DN 600 as per DIN 4034 T1	625 x 40	27	742 010	
	625 x 60	39	742 011	
	625 x 80	51	742 012	
	625 x 100	64	742 013	
	625 x 120	80	742 014	
	625 x 150	96	742 070	
	625 x 200	128	742 071	
	625 x 400	256	742 072	
Shaft ring DN 800 as per DIN 4034 T1	800 x 100	98	742 006	
	800 x 150	147	742 007	
	800 x 200	196	742 008	
	800 x 400	392	742 009	
	800 x 500	490	742 074	
Shaft ring DN 1000 as per DIN 4034 T1	1000 x 1000	1013	742 015	
	1000 x 500	506	742 016	
	1000 x 250	254	742 017	

	Typ dxD	Weight	Order. Nr.	Picture
Reduction plate	1470 x 1000	1020	904, 1291	
	1800 x 1000	1056	904, 1591	
	2300 x 1000	2640	904, 2091	
	2800 x 1000	4200	904, 2591	
Cover plate	DN 1000 x 625	485	904,1061	
Foam for sealing of cover plate and shaft rings		1	702 206	
Sampling device with Accessories for oil or grease separators		2,5	701 246	
BEGU D400 loose	625	165	701 737	
BEGU D400, fixed, foul air save	625	165	701 738	
BEGU B125 loose	625	115	701 740	
BEGU B125, fixed, foul air save	625	115	701 739	
BEGU D400 DN 800 loose	800	243	700 392	

Separators – Accessories

	Weight	Order. Nr.	Picture
Controll set	2	700 799	
Signalisation device	2		
Alarm device for oil and water accumulation with housing		704797	
Alarm device only for oil accumulation with housing		704798	
Alarm device only for water accumulation with housing		704799	
Cable (1m) for 704798 or 704799		702104	
Cable (2 x 1m) for 704797		704793	

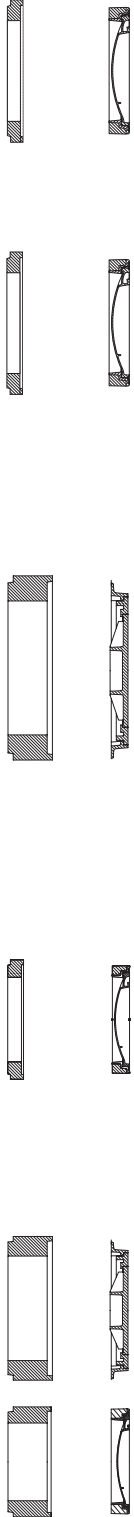
Sampling shaft



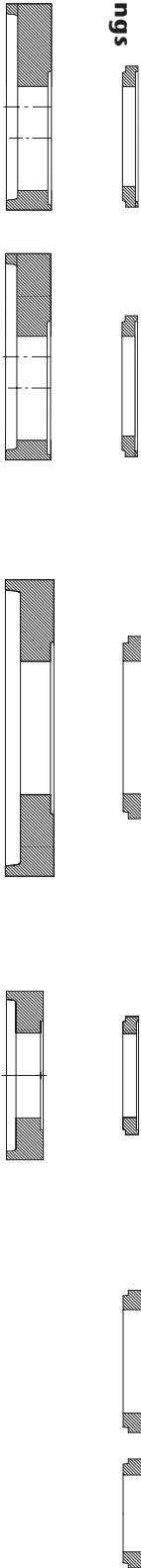
Sampling shaft made of PEHD
to be installed into the ground
with cover load class D 400, DN 600
Connections DN... as per DIN 19534/19537/EN877
Total weight ... kg
Artikel-No. ... see chart

Pipe connection DN	S (mm)	Outer diam. (mm)	T min (mm)	T max. (mm)	total weight (kg)	Art. Nr.
100	160	110	590	2000	318	742060
100	30	110	590	2000	315	742061
150	160	160	640	2000	319	742062
150	30	160	640	2000	316	742063
200	160	200	810	2000	320	742064
200	30	200	810	2000	317	742065
250	160	250	830	2000	321	742066
250	30	250	830	2000	319	742067

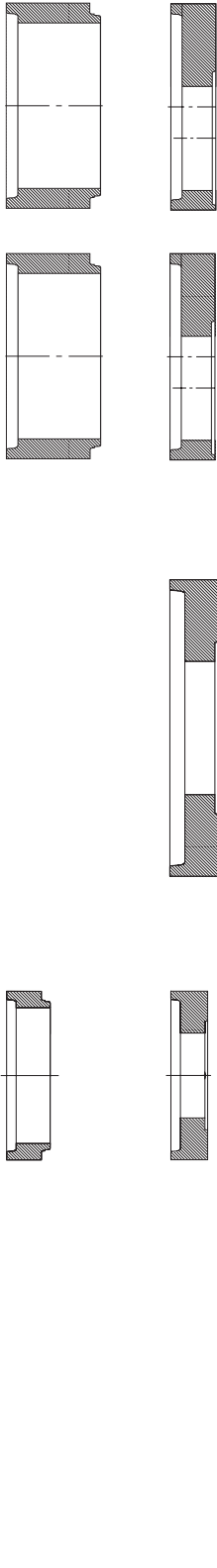
Manhole covers BEGU
DN 600, DN 800



Support and Shaft rings
DN 600, DN 800
height: 40 – 500 mm



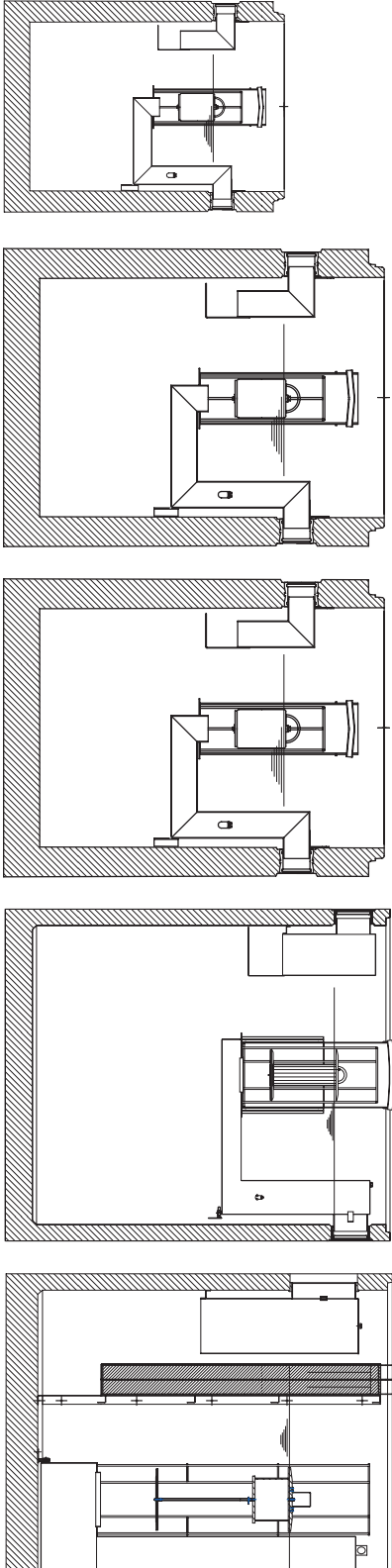
Cover plate



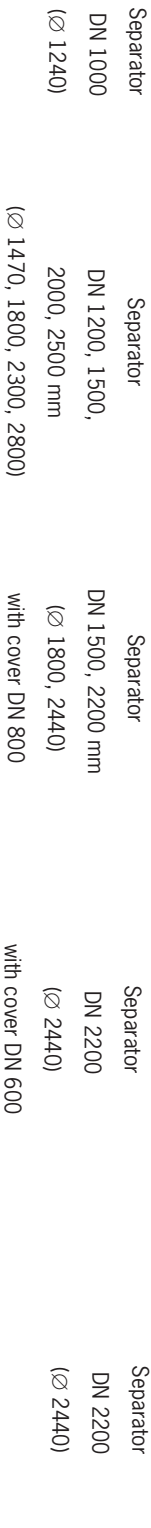
Shaft ring
Ø 1000 mm
height: 250, 500, 1000 mm



Reduction plate
Ø DN 1200 /1000 mm
Ø DN 1500/1000 mm
Ø DN 2000/1000 mm
Ø DN 2500/1000 mm



Lower part



Separator
DN 1000
(Ø 1240)

Separator
DN 1200, 1500,
2000, 2500 mm
(Ø 1470, 1800, 2300, 2800)

Separator
DN 1500, 2200 mm
(Ø 1800, 2440)
with cover DN 800

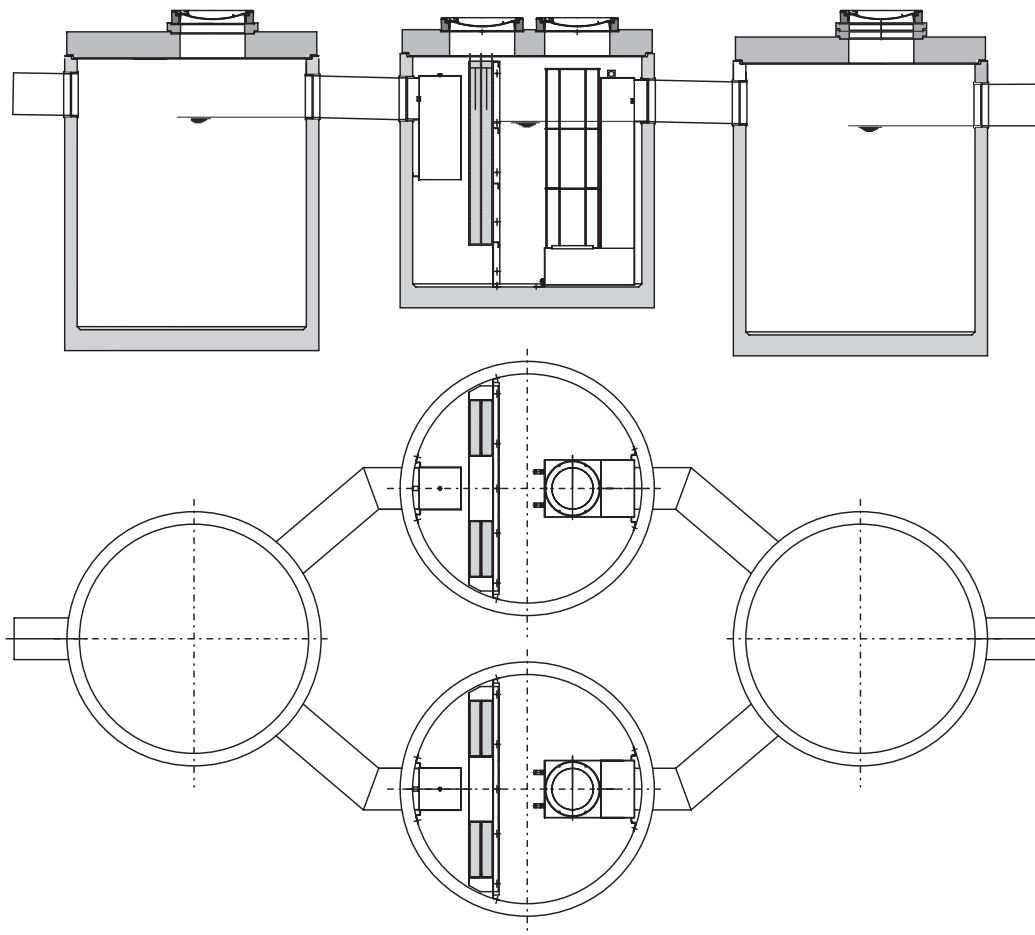
Separator
DN 2200
(Ø 2440)
with cover DN 600

Separator
DN 2200
(Ø 2440)

SYSTEM SOLUTIONS

Light-Liquids separators

System example:



Offer and system drawings are available on request.

ACO Systems FZE
Office & Warehouse

Jebel Ali Free Zone South 5, Warehouse BA 04
P.O.Box 18672, Dubai
United Arab Emirates
Phone +971 (0)4 886 488 2
Fax +971 (0)4 886 488 3

www.aco.ae

The ACO Group. A strong family you can build on.